



**Nebraska Accountable Health
Communities Nonprofit EO
Financial Summary Analysis
as of February 8, 2016
(ANSA-A2)**

***February 25, 2016
Prepared by David Yoo***

Mission: *This newsletter is free and open to share nonprofit information with the nonprofit AHC workers and nonprofit AHC researchers who are engaged in the nonprofit AHC projects for industry, community, university and government.*

Table of Contents

- 1) Summary**
- 2) Nebraska Accountable Health Community Nonprofit EO
Financial Summary by City**
- 3) Nebraska Accountable Health Community Nonprofit EO
Financial Summary by Exemption Type**
- 4) Nebraska Accountable Health Community Nonprofit EO
Financial Summary by NTEE Activity Type**
- 5) Nebraska Accountable Health Community Nonprofit EO
Income Summary by NTEE Activity Type**
- 6) Nebraska Accountable Health Community Nonprofit EO
Revenue Summary by NTEE Activity**
- 7) Nebraska Accountable Health Community Nonprofit EO
Asset Summary by NTEE Activity**
- 8) Notes**

1) Summary

This report on “Nebraska Accountable Health Community Nonprofit Exempt Organization Financial Summary Analysis” is intended to provide the financial summary information of the AHC nonprofit sector as management information for the AHC nonprofit sector workers and the AHC nonprofit sector researchers in community, financial institutions, government, and university.

According to IRS data as of February 8, 2016, the total income amount of Nebraska Accountable Health Community nonprofit exempt organizations was \$8,421,658,042 (\$8.4 billion dollars). Total number of the Nebraska Accountable Health Community nonprofit exempt organizations was 1,053. Their asset amount was \$12,504,044,586 (\$12.5 billion dollars).

Total income (\$8.4 billion dollars) of Nebraska Accountable Health Community nonprofit exempt organizations was approximately 7.5 % of Nebraska GSP (\$112 billion dollars). The Nebraska Accountable Health Community nonprofit contribution to the Nebraska economy is enormous economically.

“Prototype” Nebraska Accountable Health Communities Network System” is available online under construction phase. Please click the following and “Nebraska” to view.

http://www.hanasoul.org/1AHC_0_USA.htm

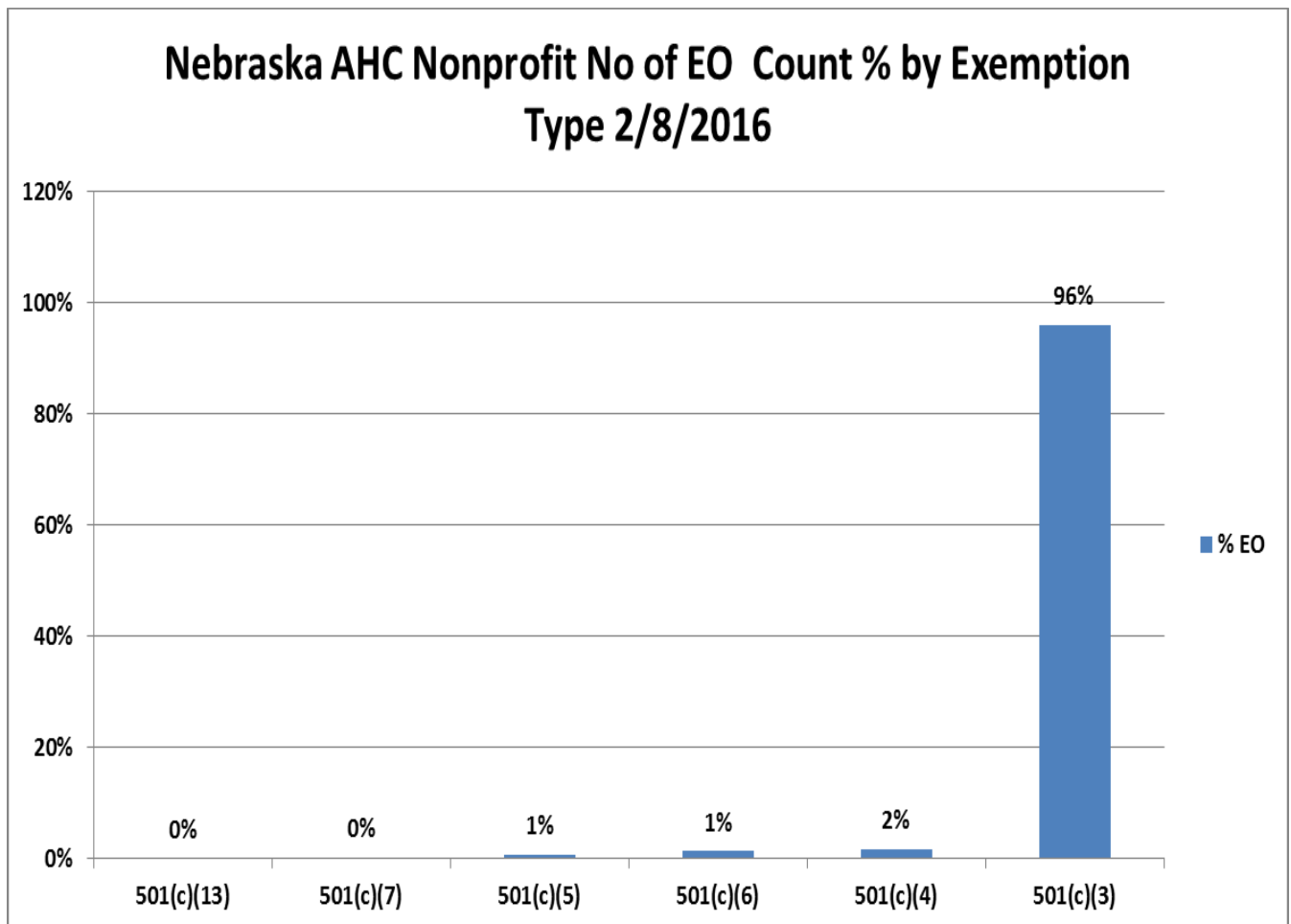
I would appreciate your suggestions or ideas on this AHC concept.

2) Nebraska Accountable Health Community Nonprofit EO Financial Summary by City as of 2/8/2016

City	No of AHC EO	% EO	Income Amount	% Income	Revenue Amount	% Rev	Asset Amount	% Asset
147 Cities	253	24%	\$304,270,200	4%	\$289,261,766	4%	\$548,970,165	4%
GRETNA	5	0%	\$266,328	0%	\$258,207	0%	\$1,192,664	0%
ONEILL	5	0%	\$36,794,052	0%	\$36,684,506	0%	\$42,219,966	0%
SEWARD	5	0%	\$29,922,531	0%	\$29,887,722	0%	\$58,610,599	0%
GERING	6	1%	\$1,016,859	0%	\$993,882	0%	\$695,919	0%
LEXINGTON	6	1%	\$668,350	0%	\$610,219	0%	\$1,677,911	0%
OGALLALA	6	1%	\$669,316	0%	\$668,920	0%	\$749,724	0%
VALENTINE	6	1%	\$205,920	0%	\$200,002	0%	\$501,947	0%
ALLIANCE	7	1%	\$752,568	0%	\$752,568	0%	\$1,087,938	0%
ELKHORN	7	1%	\$594,156	0%	\$571,718	0%	\$125,936	0%
SIDNEY	7	1%	\$47,753,799	1%	\$47,697,797	1%	\$61,373,825	0%
COZAD	8	1%	\$896,863	0%	\$849,368	0%	\$7,277,918	0%
AUBURN	9	1%	\$760,771	0%	\$760,746	0%	\$745,221	0%
FREMONT	10	1%	\$2,576,502	0%	\$2,461,395	0%	\$8,848,906	0%
MCCOOK	10	1%	\$52,832,725	1%	\$49,738,181	1%	\$72,469,479	1%
BEATRICE	11	1%	\$74,093,080	1%	\$72,757,013	1%	\$102,811,951	1%
BLAIR	11	1%	\$45,986,230	1%	\$45,488,860	1%	\$55,693,776	0%
PAPILLION	12	1%	\$468,301	0%	\$463,678	0%	\$982,196	0%
BELLEVUE	13	1%	\$212,847	0%	\$161,736	0%	\$96,051	0%
COLUMBUS	13	1%	\$90,096,379	1%	\$89,933,456	1%	\$151,466,864	1%
YORK	13	1%	\$43,817,265	1%	\$43,551,228	1%	\$78,934,423	1%
NORTH PLATTE	17	2%	\$216,531,492	3%	\$191,132,051	2%	\$340,250,385	3%
KEARNEY	18	2%	\$248,930,708	3%	\$248,583,737	3%	\$420,757,462	3%
GRAND ISLAND	20	2%	\$183,393,194	2%	\$183,022,240	2%	\$382,947,436	3%
HASTINGS	22	2%	\$164,805,341	2%	\$164,162,167	2%	\$215,882,397	2%
SCOTTSBLUFF	26	2%	\$38,921,910	0%	\$37,996,860	0%	\$58,586,078	0%
NORFOLK	31	3%	\$213,216,172	3%	\$211,401,862	3%	\$247,816,914	2%
LINCOLN	165	16%	\$1,245,893,009	15%	\$1,184,806,043	15%	\$1,790,807,956	14%
OMAHA	331	31%	\$5,375,311,174	64%	\$4,748,665,151	62%	\$7,850,462,579	63%
Total	1,053	100%	\$8,421,658,042	100%	\$7,683,523,079	100%	\$12,504,044,586	100%

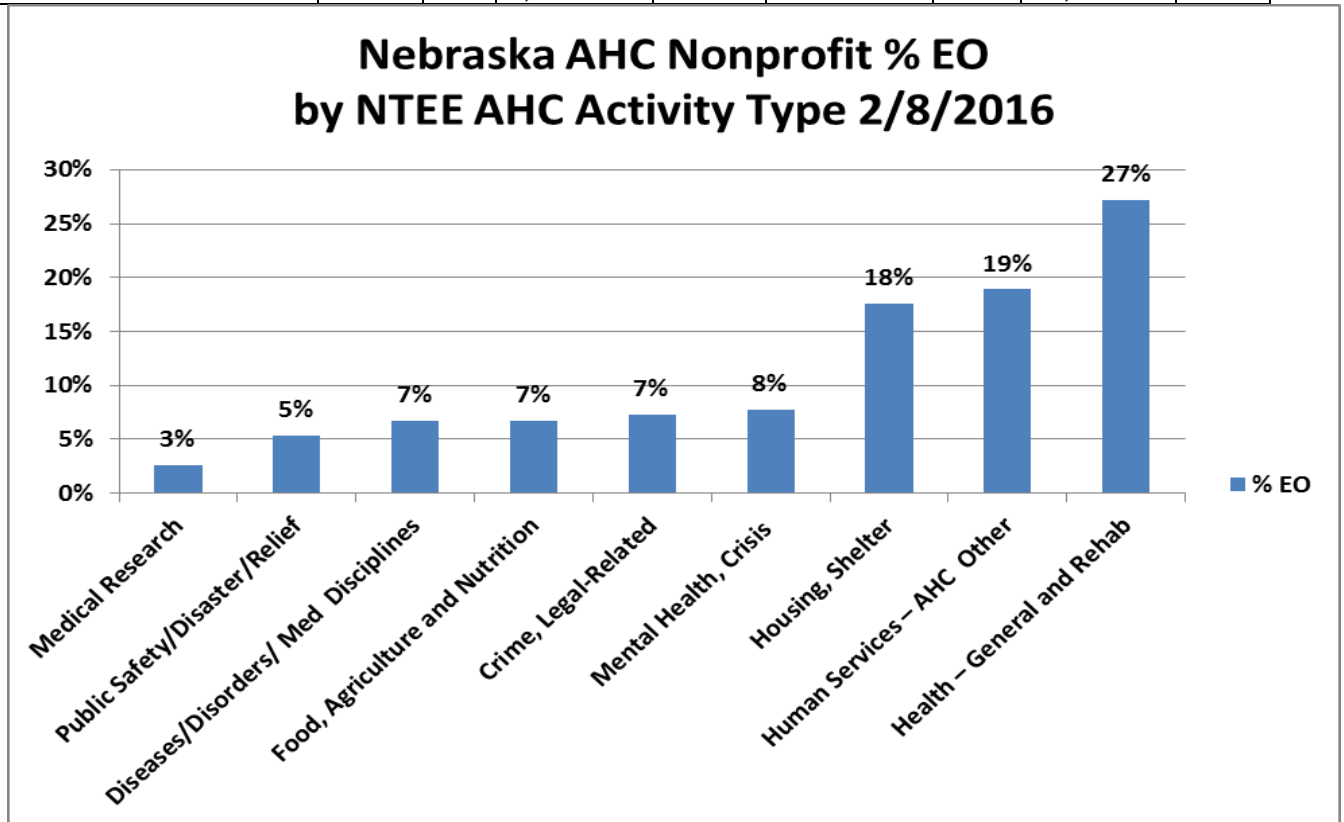
3) Nebraska Accountable Health Community Nonprofit EO Financial Summary by Exemption Type 2/8/2016

Exemption Type	EO Count	% EO	Income Amount	% Income	Revenue Amount	% Rev	Asset Amount	% Asset
501(c)(13)	1	0%	\$0	0%	\$0	0%	\$0	0%
501(c)(7)	3	0%	\$239,991	0%	\$175,113	0%	\$617,091	0%
501(c)(5)	7	1%	\$272,788	0%	\$257,175	0%	\$483,837	0%
501(c)(6)	14	1%	\$3,092,176	0%	\$3,088,308	0%	\$7,500,193	0%
501(c)(4)	17	2%	\$585,254	0%	\$585,254	0%	\$1,027,816	0%
501(c)(3)	1,011	96%	\$8,417,467,833	100%	\$7,679,417,229	100%	\$12,494,415,649	100%
Total	1,053	100%	\$8,421,658,042	100%	\$7,683,523,079	100%	\$12,504,044,586	100%



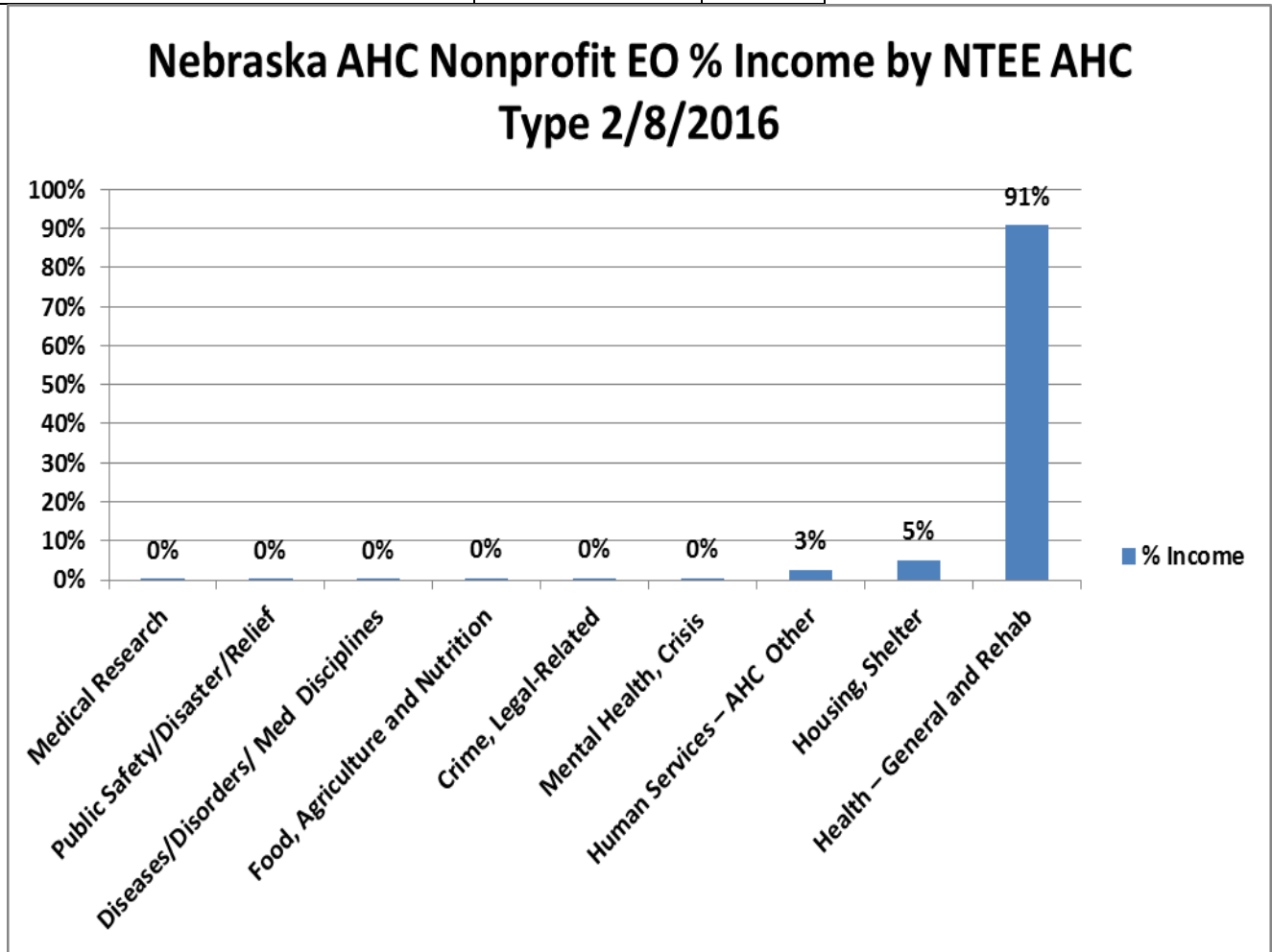
4) Nebraska Accountable Health Community Nonprofit EO Financial Summary by NTEE Activity Type 2/8/2016

NTEE AHC Activity Type	No of EO	% EO	Income Amount	% Income	Revenue Amount	% Rev	Asset Amount	% Asset
Medical Research	27	3%	\$6,965,800	0%	\$5,606,524	0%	\$14,298,569	0%
Public Safety/Disaster/Relief	56	5%	\$7,489,634	0%	\$6,720,140	0%	\$9,973,822	0%
Diseases/Disorders/ Med Disciplines	71	7%	\$18,324,596	0%	\$14,392,634	0%	\$38,709,837	0%
Food, Agriculture and Nutrition	71	7%	\$25,799,647	0%	\$25,135,666	0%	\$30,970,219	0%
Crime, Legal-Related	77	7%	\$33,513,296	0%	\$28,633,274	0%	\$60,405,181	0%
Mental Health, Crisis	81	8%	\$40,639,899	0%	\$39,486,807	1%	\$41,202,113	0%
Housing, Shelter	185	18%	\$417,283,684	5%	\$368,132,666	5%	\$873,473,792	7%
Human Services – AHC Other	199	19%	\$221,267,221	3%	\$191,442,804	2%	\$230,344,919	2%
Health – General and Rehab	286	27%	\$7,650,374,265	91%	\$7,003,972,564	91%	\$11,204,666,134	90%
Total	1,053	100%	\$8,421,658,042	100%	\$7,683,523,079	100%	\$12,504,044,586	100%



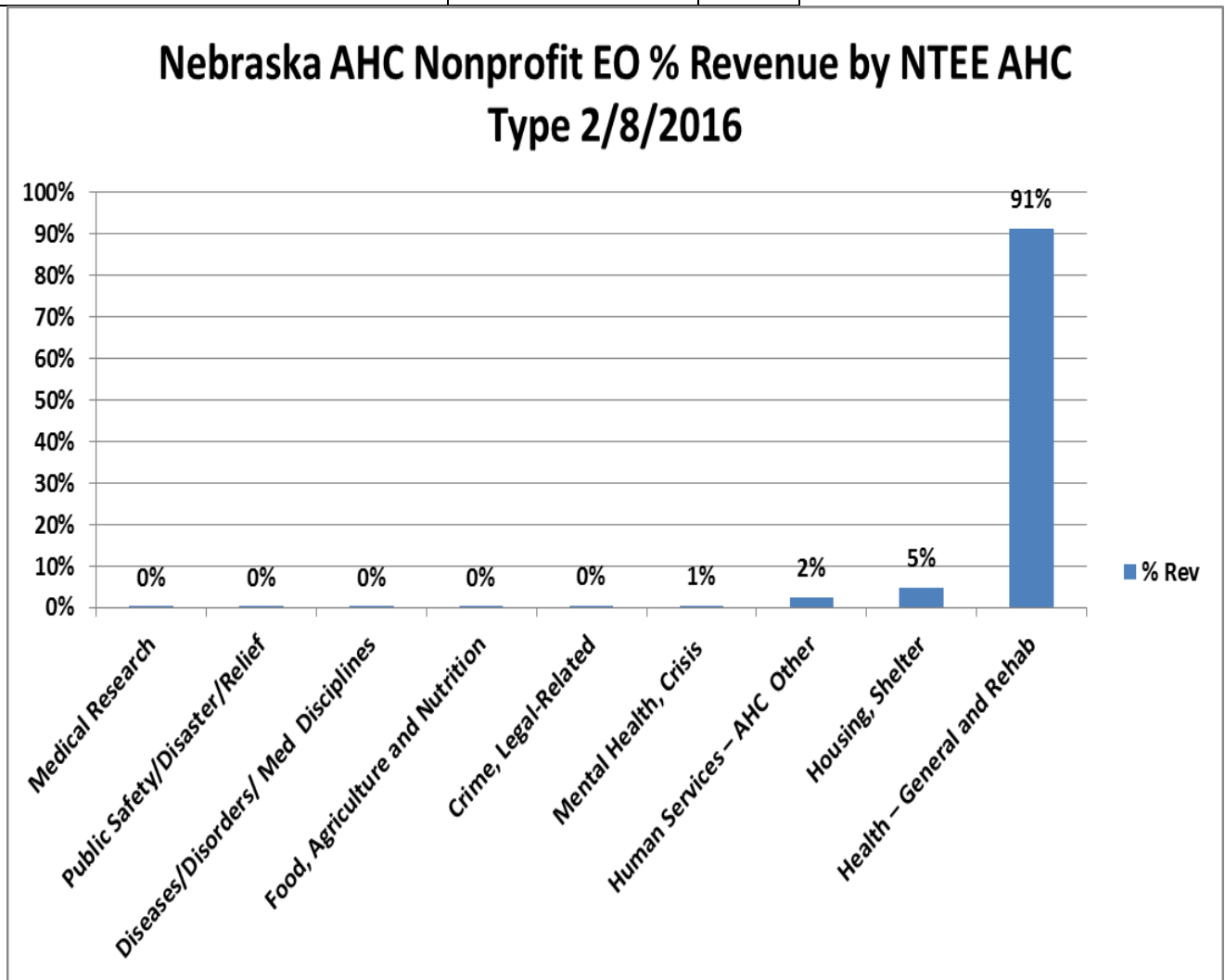
5) Nebraska Accountable Health Community Nonprofit EO Income Summary by NTEE Activity Type 2/8/2016

NTEE AHC Activity Type	Income Amount	% Income
Medical Research	\$6,965,800	0%
Public Safety/Disaster/Relief	\$7,489,634	0%
Diseases/Disorders/ Med Disciplines	\$18,324,596	0%
Food, Agriculture and Nutrition	\$25,799,647	0%
Crime, Legal-Related	\$33,513,296	0%
Mental Health, Crisis	\$40,639,899	0%
Human Services – AHC Other	\$221,267,221	3%
Housing, Shelter	\$417,283,684	5%
Health – General and Rehab	\$7,650,374,265	91%
Total	\$8,421,658,042	100%



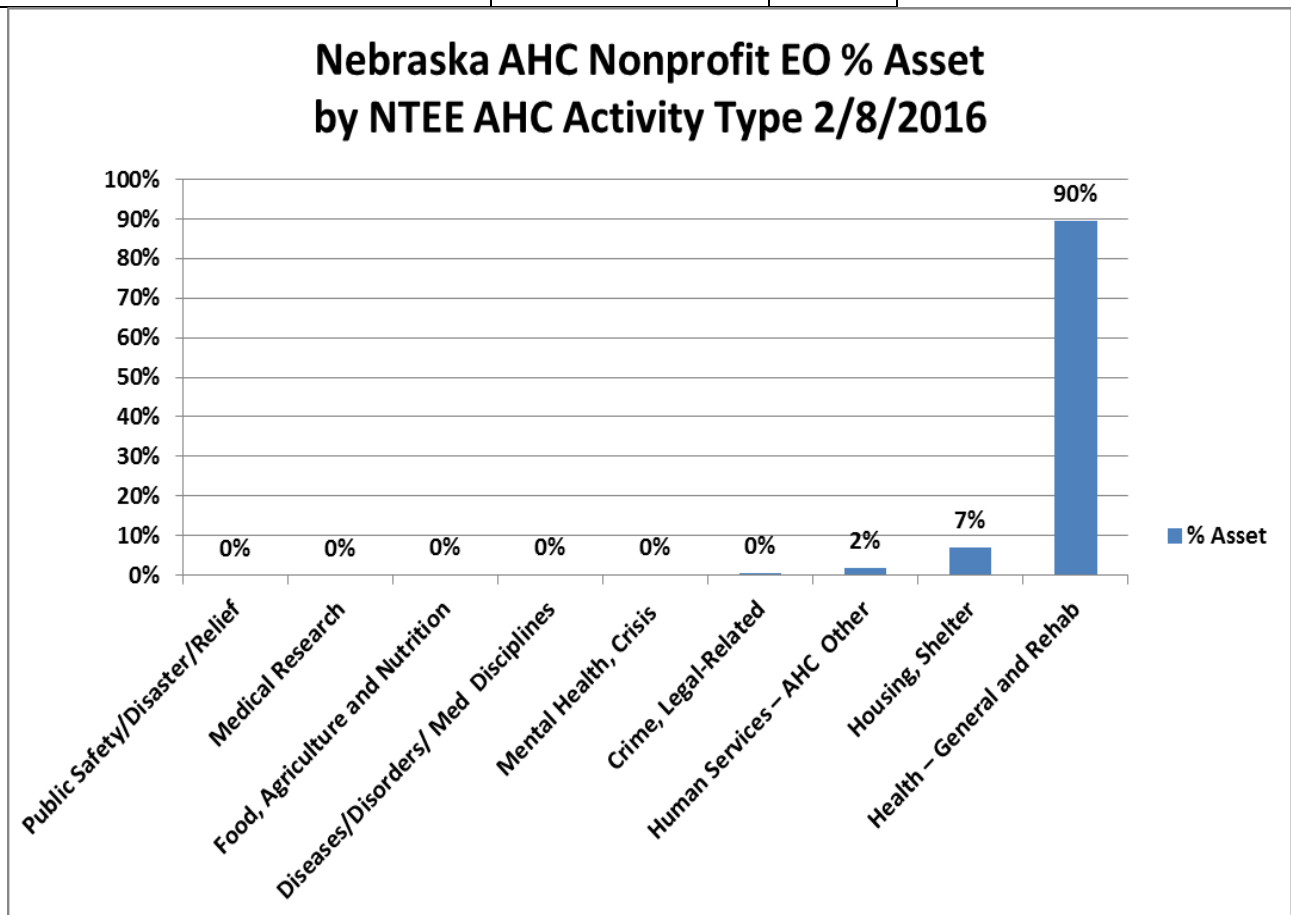
6) Nebraska Accountable Health Community Nonprofit EO Revenue Summary by NTEE Activity Type 2/8/2016

NTEE AHC Activity Type	Revenue Amount	% Rev
Medical Research	\$5,606,524	0%
Public Safety/Disaster/Relief	\$6,720,140	0%
Diseases/ Disorders/ Med Disciplines	\$14,392,634	0%
Food, Agriculture and Nutrition	\$25,135,666	0%
Crime, Legal-Related	\$28,633,274	0%
Mental Health, Crisis	\$39,486,807	1%
Human Services – AHC Other	\$191,442,804	2%
Housing, Shelter	\$368,132,666	5%
Health – General and Rehab	\$7,003,972,564	91%
Total	\$7,683,523,079	100%



7) Nebraska Accountable Health Community Nonprofit EO Asset Summary by NTEE Activity Type 2/8/2016

NTEE AHC Activity Type	Asset Amount	% Asset
Public Safety/Disaster/Relief	\$9,973,822	0%
Medical Research	\$14,298,569	0%
Food, Agriculture and Nutrition	\$30,970,219	0%
Diseases/ Disorders/ Med Disciplines	\$38,709,837	0%
Mental Health, Crisis	\$41,202,113	0%
Crime, Legal-Related	\$60,405,181	0%
Human Services – AHC Other	\$230,344,919	2%
Housing, Shelter	\$873,473,792	7%
Health – General and Rehab	\$11,204,666,134	90%
Total	\$12,504,044,586	100%



8) Notes

Data: IRS EO Data Posted as of February 8, 2016

Contact: David Yoo (HanaSoul) via email dcyoo@cox.net

Welcome Ideas & Suggestions

Updates: Plan to update data and publish ANSA Newsletter periodically as needed.

Nebraska Accountable Health Community Nonprofit EO Directory:

This directory is available on request. **(The directory contains 14 fields; EO Name, EO Tax ID, Contact Name, Address, City, State, ZIP, Exemption Type, Ruling Year, Asset Amount, Income Amount, Revenue Amount, Ruling Year, NTEE Activity Type).**

Abbreviations:

“AHC” = Accountable Health Community

“EO” = Tax Exempt Organization (Nonprofit)

“NTEE” = National Taxonomy of Exempt Entities (NTEE) by IRS to classify nonprofit organizations activity type.

“XX” = International Regions

