

USA Veterans Nonprofit EO
Financial Summary Analysis
as of February 8, 2016
(ANSA34)

February 12, 2016
Prepared by David Yoo

Mission: *This newsletter is free and open to share nonprofit information with the nonprofit workers and nonprofit researchers who are engaged in the nonprofit projects for industry, community, university and government.*

1) USA National Veterans Nonprofit EO Financial Summary by State as of February 8, 2016

| STATE | No of EO | % EO | Income Amount | % Income | Revenue Amount | % Rev | Asset Amount | % Asset |
|-------|----------|------|---------------|----------|----------------|-------|---------------|---------|
| XX | 30 | 0% | \$445,376 | 0% | \$443,146 | 0% | \$825,339 | 0% |
| DC | 41 | 0% | \$174,907,695 | 7% | \$166,230,152 | 12% | \$91,558,740 | 3% |
| HI | 49 | 0% | \$5,504,678 | 0% | \$3,499,046 | 0% | \$20,631,645 | 1% |
| WY | 52 | 0% | \$5,674,417 | 0% | \$2,455,338 | 0% | \$3,904,906 | 0% |
| AK | 53 | 0% | \$10,746,688 | 0% | \$4,755,058 | 0% | \$6,172,990 | 0% |
| DE | 61 | 0% | \$3,401,714 | 0% | \$2,499,895 | 0% | \$3,452,078 | 0% |
| RI | 71 | 0% | \$2,354,849 | 0% | \$1,117,219 | 0% | \$1,989,324 | 0% |
| VT | 75 | 0% | \$7,432,803 | 0% | \$4,494,857 | 0% | \$11,060,231 | 0% |
| UT | 76 | 0% | \$1,819,712 | 0% | \$1,562,283 | 0% | \$1,836,844 | 0% |
| ND | 85 | 1% | \$8,551,914 | 0% | \$1,742,713 | 0% | \$8,825,856 | 0% |
| NH | 86 | 1% | \$8,397,475 | 0% | \$3,974,726 | 0% | \$11,027,960 | 0% |
| ME | 90 | 1% | \$103,650,105 | 4% | \$94,240,479 | 7% | \$117,296,613 | 4% |
| ID | 112 | 1% | \$1,495,663 | 0% | \$1,410,477 | 0% | \$2,470,458 | 0% |
| NM | 115 | 1% | \$9,614,620 | 0% | \$6,199,721 | 0% | \$10,204,894 | 0% |
| NV | 120 | 1% | \$9,860,277 | 0% | \$9,554,076 | 1% | \$10,362,391 | 0% |
| SD | 123 | 1% | \$4,401,564 | 0% | \$2,980,113 | 0% | \$7,088,896 | 0% |
| MS | 128 | 1% | \$7,498,337 | 0% | \$2,302,210 | 0% | \$10,288,481 | 0% |
| MT | 129 | 1% | \$9,110,207 | 0% | \$6,018,124 | 0% | \$9,408,971 | 0% |
| AR | 176 | 1% | \$7,085,045 | 0% | \$3,143,964 | 0% | \$7,584,818 | 0% |
| OK | 182 | 1% | \$12,508,404 | 0% | \$5,430,980 | 0% | \$10,071,450 | 0% |
| WV | 183 | 1% | \$16,705,923 | 1% | \$6,513,688 | 0% | \$14,786,135 | 1% |
| CT | 187 | 1% | \$21,231,274 | 1% | \$16,162,276 | 1% | \$17,288,221 | 1% |
| OR | 196 | 1% | \$22,326,166 | 1% | \$17,400,444 | 1% | \$13,541,897 | 0% |
| LA | 201 | 1% | \$12,910,064 | 1% | \$3,836,208 | 0% | \$15,414,347 | 1% |
| AL | 214 | 1% | \$5,685,751 | 0% | \$4,285,118 | 0% | \$11,392,979 | 0% |
| KS | 216 | 1% | \$12,391,773 | 0% | \$8,391,734 | 1% | \$11,787,578 | 0% |
| NE | 217 | 1% | \$7,191,960 | 0% | \$4,605,086 | 0% | \$9,818,289 | 0% |
| KY | 236 | 1% | \$324,165,316 | 13% | \$19,699,042 | 1% | \$524,314,100 | 19% |
| CO | 237 | 1% | \$15,009,462 | 1% | \$9,190,435 | 1% | \$24,584,372 | 1% |
| AZ | 258 | 2% | \$30,266,548 | 1% | \$23,377,397 | 2% | \$24,294,481 | 1% |
| WA | 269 | 2% | \$19,382,441 | 1% | \$12,186,068 | 1% | \$23,614,751 | 1% |
| MD | 271 | 2% | \$66,940,857 | 3% | \$23,429,225 | 2% | \$46,626,876 | 2% |
| SC | 276 | 2% | \$12,330,969 | 0% | \$4,081,793 | 0% | \$6,613,774 | 0% |
| TN | 331 | 2% | \$10,793,919 | 0% | \$6,571,396 | 0% | \$26,910,457 | 1% |
| IA | 334 | 2% | \$10,994,825 | 0% | \$6,614,253 | 0% | \$11,025,944 | 0% |

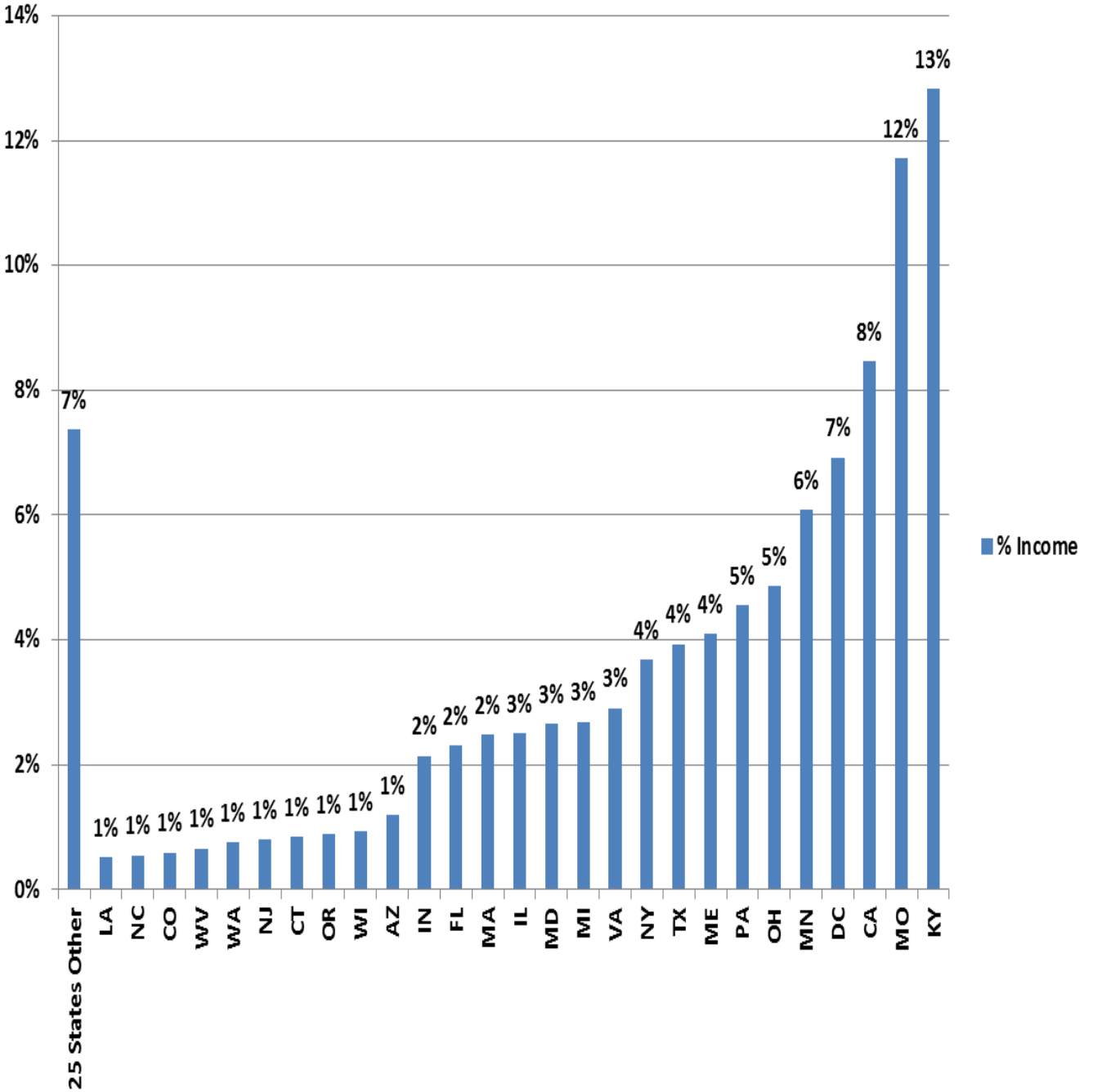
| | | | | | | | | |
|--------------|---------------|-------------|------------------------|-------------|------------------------|-------------|------------------------|-------------|
| GA | 349 | 2% | \$10,699,590 | 0% | \$6,970,991 | 0% | \$13,380,272 | 0% |
| MA | 393 | 2% | \$62,919,168 | 2% | \$50,007,920 | 4% | \$86,623,874 | 3% |
| NJ | 420 | 3% | \$20,167,138 | 1% | \$12,357,614 | 1% | \$30,762,518 | 1% |
| IN | 430 | 3% | \$54,205,991 | 2% | \$17,969,247 | 1% | \$37,294,811 | 1% |
| VA | 431 | 3% | \$73,440,633 | 3% | \$48,778,077 | 3% | \$120,880,627 | 4% |
| MO | 529 | 3% | \$295,991,400 | 12% | \$152,114,002 | 11% | \$419,370,962 | 15% |
| MN | 554 | 3% | \$153,685,109 | 6% | \$42,461,327 | 3% | \$74,179,460 | 3% |
| IL | 566 | 3% | \$63,298,039 | 3% | \$38,353,631 | 3% | \$61,465,481 | 2% |
| NC | 597 | 4% | \$13,982,299 | 1% | \$8,924,033 | 1% | \$17,404,802 | 1% |
| WI | 706 | 4% | \$23,534,661 | 1% | \$19,511,319 | 1% | \$29,615,646 | 1% |
| PA | 742 | 4% | \$115,099,875 | 5% | \$66,933,674 | 5% | \$101,180,409 | 4% |
| OH | 753 | 5% | \$122,948,025 | 5% | \$50,787,567 | 4% | \$102,278,393 | 4% |
| MI | 773 | 5% | \$67,942,641 | 3% | \$41,876,282 | 3% | \$73,792,098 | 3% |
| FL | 806 | 5% | \$58,510,291 | 2% | \$36,603,835 | 3% | \$69,865,664 | 3% |
| NY | 936 | 6% | \$93,173,466 | 4% | \$68,936,858 | 5% | \$98,180,536 | 4% |
| TX | 1,031 | 6% | \$99,428,195 | 4% | \$53,663,311 | 4% | \$80,972,519 | 3% |
| CA | 1,073 | 6% | \$213,817,525 | 8% | \$199,774,546 | 14% | \$190,978,851 | 7% |
| Total | 16,569 | 100% | \$2,525,632,837 | 100% | \$1,406,422,974 | 100% | \$2,736,304,009 | 100% |

2) USA National Veterans Nonprofit EO Income Summary by State as of February 8, 2016

| STATE | Income Amount | % Income |
|--------------|----------------------|-----------------|
| 25 States | \$185,992,530 | 7% |
| LA | \$12,910,064 | 1% |
| NC | \$13,982,299 | 1% |
| CO | \$15,009,462 | 1% |
| WV | \$16,705,923 | 1% |
| WA | \$19,382,441 | 1% |
| NJ | \$20,167,138 | 1% |
| CT | \$21,231,274 | 1% |
| OR | \$22,326,166 | 1% |
| WI | \$23,534,661 | 1% |
| AZ | \$30,266,548 | 1% |
| IN | \$54,205,991 | 2% |
| FL | \$58,510,291 | 2% |
| MA | \$62,919,168 | 2% |
| IL | \$63,298,039 | 3% |
| MD | \$66,940,857 | 3% |
| MI | \$67,942,641 | 3% |
| VA | \$73,440,633 | 3% |
| NY | \$93,173,466 | 4% |
| TX | \$99,428,195 | 4% |
| ME | \$103,650,105 | 4% |
| PA | \$115,099,875 | 5% |
| OH | \$122,948,025 | 5% |
| MN | \$153,685,109 | 6% |
| DC | \$174,907,695 | 7% |
| CA | \$213,817,525 | 8% |
| MO | \$295,991,400 | 12% |
| KY | \$324,165,316 | 13% |
| Total | \$2,525,632,837 | 100% |

USA National Nonprofit Veterans EO % Income by States

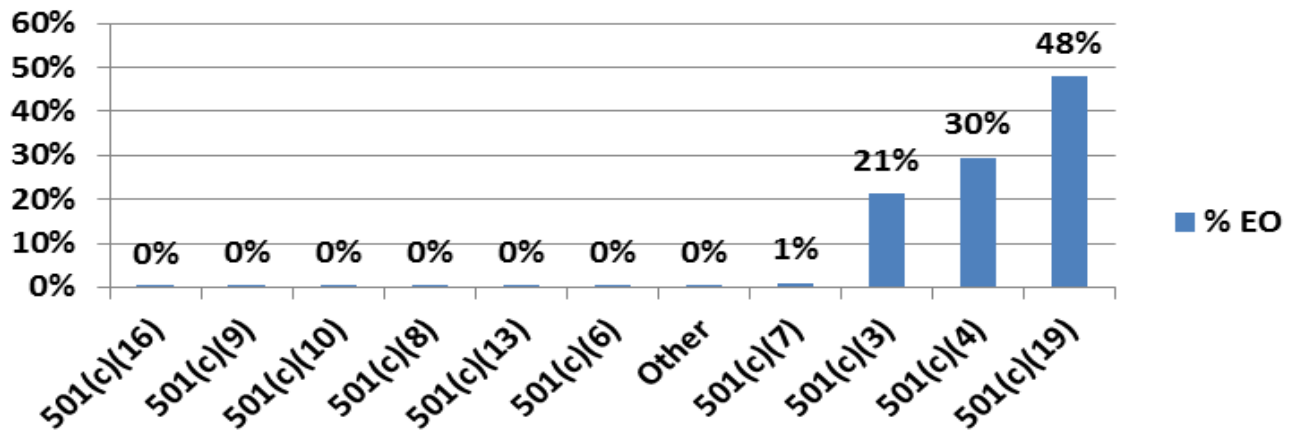
2/8/2016



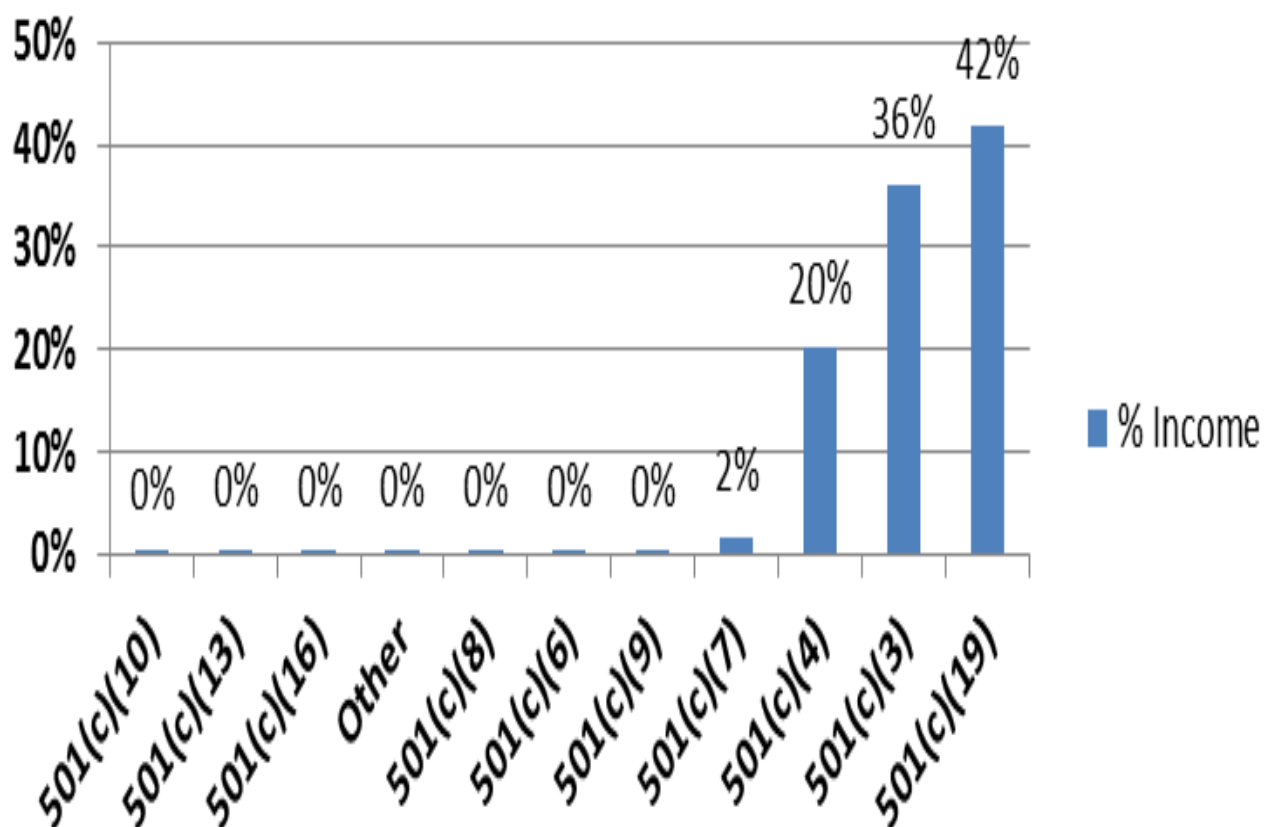
3) USA National Veterans Nonprofit EO Financial Summary by Exemption Type as of February 8, 2016

| Exemption Type | No of EO | % EO | Income Amount | % Income | Revenue Amount | % Rev | Asset Amount | % Asset |
|----------------|---------------|-------------|------------------------|-------------|------------------------|-------------|------------------------|-------------|
| 501(c)(16) | 1 | 0% | \$560,693 | 0% | \$149,054 | 0% | \$390,637 | 0% |
| 501(c)(9) | 4 | 0% | \$5,666,487 | 0% | \$4,671,064 | 0% | \$5,725,233 | 0% |
| 501(c)(10) | 6 | 0% | \$130,056 | 0% | \$41,556 | 0% | \$50,840 | 0% |
| 501(c)(8) | 6 | 0% | \$1,328,146 | 0% | \$783,295 | 0% | \$645,845 | 0% |
| 501(c)(13) | 9 | 0% | \$525,525 | 0% | \$515,238 | 0% | \$431,222 | 0% |
| 501(c)(6) | 23 | 0% | \$1,895,473 | 0% | \$1,895,343 | 0% | \$2,004,223 | 0% |
| Other | 31 | 0% | \$1,291,833 | 0% | \$545,650 | 0% | \$3,328,292 | 0% |
| 501(c)(7) | 158 | 1% | \$43,014,588 | 2% | \$18,870,769 | 1% | \$25,185,451 | 1% |
| 501(c)(3) | 3,509 | 21% | \$909,282,748 | 36% | \$786,007,789 | 56% | \$840,386,834 | 31% |
| 501(c)(4) | 4,893 | 30% | \$507,525,738 | 20% | \$133,022,936 | 9% | \$745,401,221 | 27% |
| 501(c)(19) | 7,929 | 48% | \$1,054,411,550 | 42% | \$459,920,280 | 33% | \$1,112,754,211 | 41% |
| Total | 16,569 | 100% | \$2,525,632,837 | 100% | \$1,406,422,974 | 100% | \$2,736,304,009 | 100% |

**USA National Veterans Nonprofit EO
% No of EO by Exemption Type
2/8/2016**



USA National Veterans Nonprofit % Income by Exemption Type 2/8/2016



4) Top USA Nonprofit Veterans Income greater than \$5 million dollars sorted by Income as of 2/8/2016

| Veterans EO Name | CITY | STATE | Income Amount > \$5M |
|--|--------------|--------------|--------------------------------|
| MINNESOTA ASSISTANCE COUNCIL FOR VETERANS | SAINT PAUL | MN | \$5,345,047 |
| ELKS VETERANS MEMORIAL RESTORATION TRUST | CHICAGO | IL | \$5,486,682 |
| VETERANS AIRLIFT COMMAND | MINNEAPOLIS | MN | \$5,617,772 |
| DISABLED VETERANS SERVICES INC | LAS VEGAS | NV | \$5,699,840 |
| DISABLED VETERANS CHARITIES INC | BALDWIN PARK | CA | \$5,941,338 |
| VETERANS OF FOREIGN WARS FOUNDATION | KANSAS CITY | MO | \$6,477,709 |
| DISABLED AMERICAN VETERANS AUXILIARY INC | COLUMBUS | OH | \$6,596,417 |
| CENTER FOR VETERANS ISSUES LIMITED | MILWAUKEE | WI | \$6,784,093 |
| AMERICAN GI FORUM NATIONAL VETERANS OUTREACH PROGRAM INC | SAN ANTONIO | TX | \$6,883,853 |
| BLACK VETERANS FOR SOCIAL JUSTICE INC | BROOKLYN | NY | \$7,232,512 |
| IRAQ AND AFGHANISTAN VETERANS OF AMERICA INC | NEW YORK | NY | \$7,614,850 |
| VETERANS UNITED FOUNDATION | COLUMBIA | MO | \$7,833,501 |
| FOUNDATION FOR AMERICAN VETERANS | W BLOOMFIELD | MI | \$8,023,722 |
| NATIONAL VIETNAM VETERANS FOUNDATION INC | ALEXANDRIA | VA | \$8,657,819 |
| VIETNAM VETERANS MEMORIAL FUND INC | ARLINGTON | VA | \$8,715,862 |
| VETERANS OF FOREIGN WARS NATIONAL HOME FOR CHILDREN | EATON RAPIDS | MI | \$8,721,750 |
| NATIONAL VETERANS SERVICES FUND INC | DARIEN | CT | \$9,194,922 |
| VETERANS MULTI-SERVICE CENTER INC | PHILADELPHIA | PA | \$9,584,406 |
| DISABLED AMERICAN VETERANS THRIFT STORES COMBINING CHAPTERS OF HAMPT | ROANOKE | VA | \$9,700,068 |
| VETERANS OF FOREIGN WARS OF THE UNITED STATES DEPT OF TEXAS | AUSTIN | TX | \$9,722,515 |
| MILITARY FAMILY AND VETERANS SERVICE ORGANIZATIONS OF AMERICA | LARKSPUR | CA | \$10,071,723 |
| DISABLED VETERANS LIFE MEMORIAL FOUNDATION INC | COLD SPRING | KY | \$10,478,126 |
| BLINDED VETERANS ASSOCIATION | ALEXANDRIA | VA | \$10,517,682 |
| VIETNAM VETERANS OF SAN DIEGO | SAN DIEGO | CA | \$10,629,708 |
| VETERANS INC | WORCESTER | MA | \$10,861,226 |

| | | | |
|---|---------------|----|---------------|
| VIETNAM VETERANS WORKSHOP INC | BOSTON | MA | \$11,680,280 |
| VETERANS CARE CENTERS OF OREGON | THE DALLES | OR | \$12,095,277 |
| VIETNAM VETERANS OF CALIFORNIA INC | SANTA ROSA | CA | \$12,366,576 |
| VETERAN TICKETS FOUNDATION | PHOENIX | AZ | \$14,348,381 |
| SWORDS TO PLOWSHARES VETERANS RIGHTS ORGANIZATION | SAN FRANCISCO | CA | \$16,465,569 |
| HELP HOSPITALIZED VETERANS | WINCHESTER | CA | \$21,092,454 |
| VETERANS MEDICAL RESEARCH FOUNDATION OF SD | SAN DIEGO | CA | \$21,471,718 |
| PALO ALTO VETERANS INSTITUTE FOR RESEARCH | PALO ALTO | CA | \$24,249,138 |
| UNITED STATES VETERANS INITIATIVE | LOS ANGELES | CA | \$35,819,586 |
| DISABLED AMERICAN VETERANS | KANSAS CITY | MO | \$36,646,790 |
| DISABLED VETERANS NATIONAL FOUNDATION | WASHINGTON | DC | \$37,723,556 |
| VIETNAM VETERANS OF AMERICA INC | SILVER SPRING | MD | \$39,085,809 |
| VETERANS OF FOREIGN WARS OF THE UNITED STATES AUXILIARY | KANSAS CITY | MO | \$45,481,006 |
| DISABLED AMERICAN VETERANS CHARITABLE SERVICE TRUST | COLD SPRING | KY | \$53,858,826 |
| MAINE VETERANS HOME | AUGUSTA | ME | \$95,795,752 |
| PARALYZED VETERANS OF AMERICA | WASHINGTON | DC | \$117,350,414 |
| VETERANS OF FOREIGN WARS OF THE UNITED STATES | KANSAS CITY | MO | \$163,941,664 |
| DISABLED AMERICAN VETERANS | COLD SPRING | KY | \$226,360,942 |

5) Notes

Data: IRS EO Data Posted as of February 8, 2016

Contact: David Yoo (HanaSoul) via email dcyoo@cox.net

Welcome Ideas & Suggestions

USA National Veterans Nonprofit EO Directory

Available on request to dcyoo@cox.net

The directory contains 14 fields; Veterans EO Name, EO Tax ID, Contact Name, Address, City, State, ZIP, Exemption Type, Ruling Year, Asset Amount, Income Amount, Revenue Amount, Ruling Year, and NTEE Activity Type.

The directory is sorted by State/EO Name. There are 16,569 Veterans Exempt Organizations in USA as of 2/8/2016

Abbreviations:

“EO” = Tax Exempt Organization (Nonprofit)

“XX” = International areas