

USA Buddhist Nonprofit Exempt Organization Financial Analysis 8/14/2017



David Yoo, Hanasoul Consulting
dcyoohanasoul@gmail.com

Table of Contents

- 1) Summary
- 2) USA Buddhist Nonprofit EO Financial Summary
- 3) Financial Summary by Activity Type
- 4) Number of EO by Activity Type Chart
- 5) Income Summary by Activity Type Chart
- 6) Asset Summary by Activity Type Chart
- 7) USA Buddhist EO – Larger than \$1.5 Million in Income
- 8) Reference Abbreviations
- 9) Directory

1) Summary

“USA Buddhist Exempt Organization Analysis” was prepared by using IRS Tax data. This report is intended to provide the financial summary information of the USA Buddhist nonprofit sector as management information for the USA Buddhist nonprofit sector workers and the nonprofit sector researchers in community, government, and university.

According to IRS data as of August 14, 2017, the total income amount of USA Buddhist nonprofit exempt organizations was \$222,258,980. Total number of USA Buddhist nonprofit exempt organizations was 3,370. The total asset amount was \$721,036,301. The USA Buddhist Nonprofit Contribution to USA economy is enormous economically.

In addition to the analysis report, “USA Buddhist Nonprofit EO Directory” is available upon request.

2) USA Buddhist Nonprofit EO Financial Summary

2-1) USA Buddhist Nonprofit Exempt Organization Financial Summary by State as of 8/14/2017

State	No of EO	% EO	Income Amount	Revenue Amount	Asset Amount
ND	1	0%	\$0	\$0	\$0
SD	3	0%	\$15,692	\$15,692	\$81,666
WV	4	0%	\$145,066	\$145,066	\$3,646,303
DE	6	0%	\$154,943	\$154,943	\$223,880
VT	6	0%	\$119,017	\$118,007	\$1,899,508
NE	7	0%	\$416,199	\$416,199	\$996,625
AK	8	0%	\$390,701	\$390,701	\$1,487,342
ME	8	0%	\$0	\$0	\$0
NH	9	0%	\$27,575	\$27,575	\$23,808
DC	10	0%	\$1,598	\$1,598	\$2,164
RI	10	0%	\$462,919	\$460,755	\$853,383
MT	11	0%	\$0	\$0	\$0
ID	12	0%	\$15,778	\$15,778	\$1
UT	14	0%	\$2,525,973	\$542,915	\$2,149,394
XX	14	0%	\$2,155,604	\$2,126,502	\$402,075
KY	15	0%	\$0	\$0	\$0
OK	15	0%	\$533,712	\$506,974	\$1,470,082
AL	18	1%	\$784,986	\$509,203	\$911,131
KS	19	1%	\$419,650	\$419,650	\$132,684
SC	19	1%	\$1,536,241	\$1,524,353	\$1,003,832
IA	21	1%	\$454,784	\$454,784	\$1,479,610
AR	22	1%	\$537,854	\$532,378	\$1,962,862
LA	24	1%	\$1,456,772	\$1,432,585	\$6,134,944
CT	25	1%	\$347,681	\$347,681	\$3,764,925
IN	27	1%	\$611,267	\$597,814	\$3,387,398

2-2) USA Buddhist Nonprofit Exempt Organization Financial Summary by State as of 8/14/2017

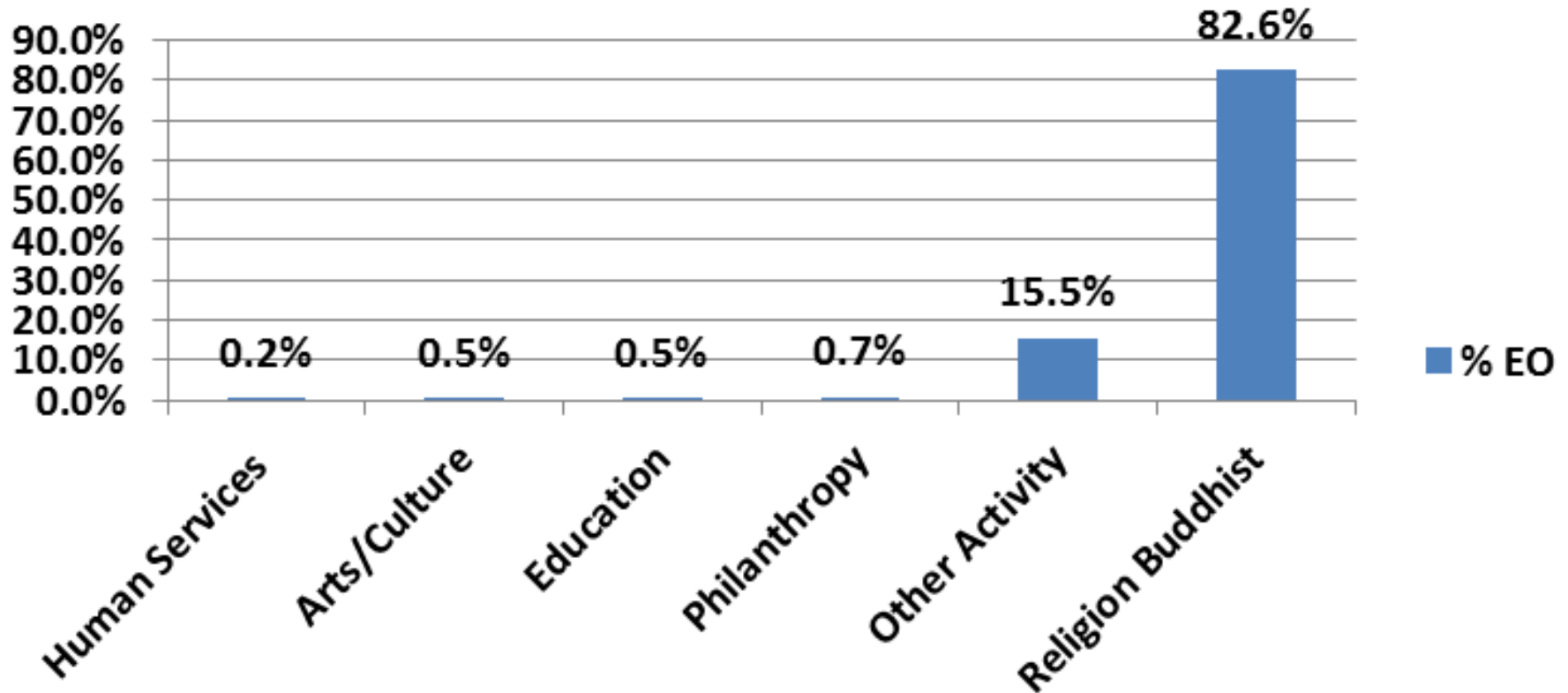
State	No of EO	% EO	Income Amount	Revenue Amount	Asset Amount
MO	29	1%	\$425,855	\$419,784	\$602,173
WI	29	1%	\$759,642	\$693,980	\$1,973,720
TN	31	1%	\$266,933	\$266,933	\$653,445
NV	34	1%	\$1,397,317	\$1,397,317	\$7,269,070
MN	40	1%	\$694,611	\$694,611	\$3,165,766
OH	40	1%	\$393,933	\$387,038	\$571,769
NM	44	1%	\$482,587	\$440,813	\$537,279
MI	48	1%	\$434,451	\$392,826	\$1,598,850
MD	52	2%	\$2,583,789	\$2,550,470	\$14,700,064
NC	55	2%	\$1,693,621	\$1,659,600	\$4,404,496
NJ	59	2%	\$1,445,451	\$721,826	\$5,099,275
AZ	61	2%	\$874,932	\$767,593	\$2,734,168
HI	62	2%	\$5,884,949	\$5,744,472	\$16,156,665
OR	70	2%	\$847,782	\$847,782	\$1,745,305
VA	70	2%	\$5,413,716	\$5,378,929	\$15,216,636
GA	71	2%	\$2,565,779	\$2,510,688	\$9,888,956
PA	73	2%	\$2,110,371	\$2,110,371	\$14,064,308
IL	78	2%	\$4,852,685	\$4,657,280	\$28,207,982
CO	94	3%	\$10,664,807	\$9,990,468	\$30,087,588
MA	97	3%	\$5,969,850	\$5,635,411	\$11,113,033
FL	133	4%	\$5,516,685	\$5,327,911	\$22,554,150
WA	145	4%	\$8,796,320	\$6,997,856	\$24,676,148
TX	190	6%	\$11,658,077	\$11,057,901	\$35,117,122
NY	341	10%	\$14,417,534	\$12,795,064	\$77,600,953
CA	1,096	33%	\$118,993,291	\$79,487,448	\$359,283,763
Total	3,370	100%	\$222,258,980	\$173,675,525	\$721,036,301

3) USA Buddhist Nonprofit Exempt Organization Financial Summary by Activity Type as of 8/14/2017

Buddhist Activity Type	No of EO	% EO	Income Amount	% Income	Revenue Amount	% Rev	Asset Amount	% Asset
Human Services	8	0.2%	\$1,990,780	1%	\$1,967,672	1%	\$11,585,442	2%
Arts, Culture, Humanities	17	0.5%	\$8,084,626	4%	\$5,071,582	3%	\$12,251,892	2%
Education	17	0.5%	\$9,568,572	4%	\$9,321,187	5%	\$16,703,478	2%
Buddhist Philanthropy	24	0.7%	\$4,836,373	2%	\$4,217,592	2%	\$7,604,383	1%
Other Buddhist Activity	521	15.5%	\$31,627,461	14%	\$20,030,379	12%	\$127,514,557	18%
Religion Buddhist	2,783	82.6%	\$166,151,168	75%	\$133,067,113	77%	\$545,376,549	76%
Total	3,370	100.0%	\$222,258,980	100%	\$173,675,525	100%	\$721,036,301	100%

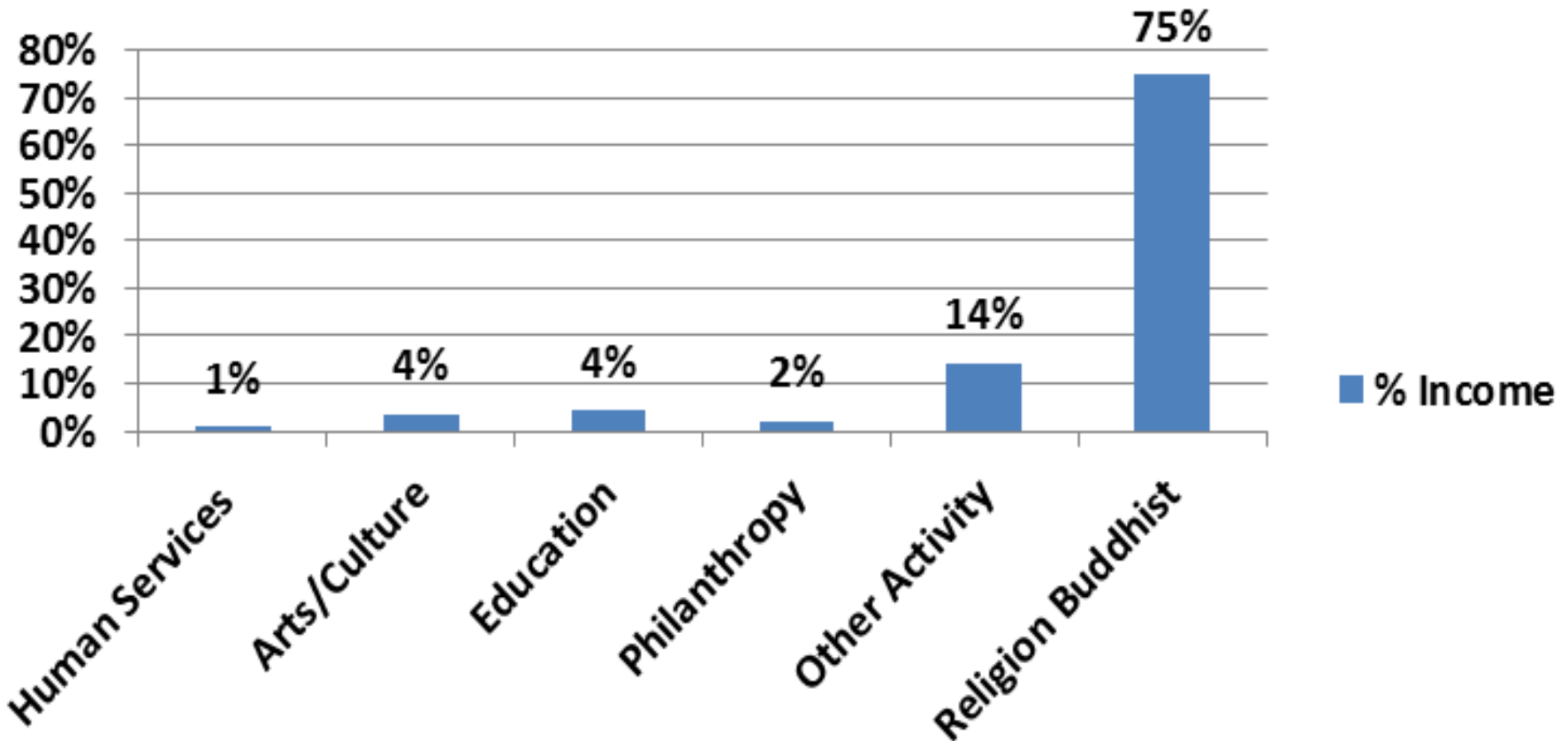
4) USA Buddhist Nonprofit Exempt Organization No of EO % by Activity Type as of 8-14-2017

Buddhist Nonprofit EO No of EO % by Activity Type as of 8-14-2017



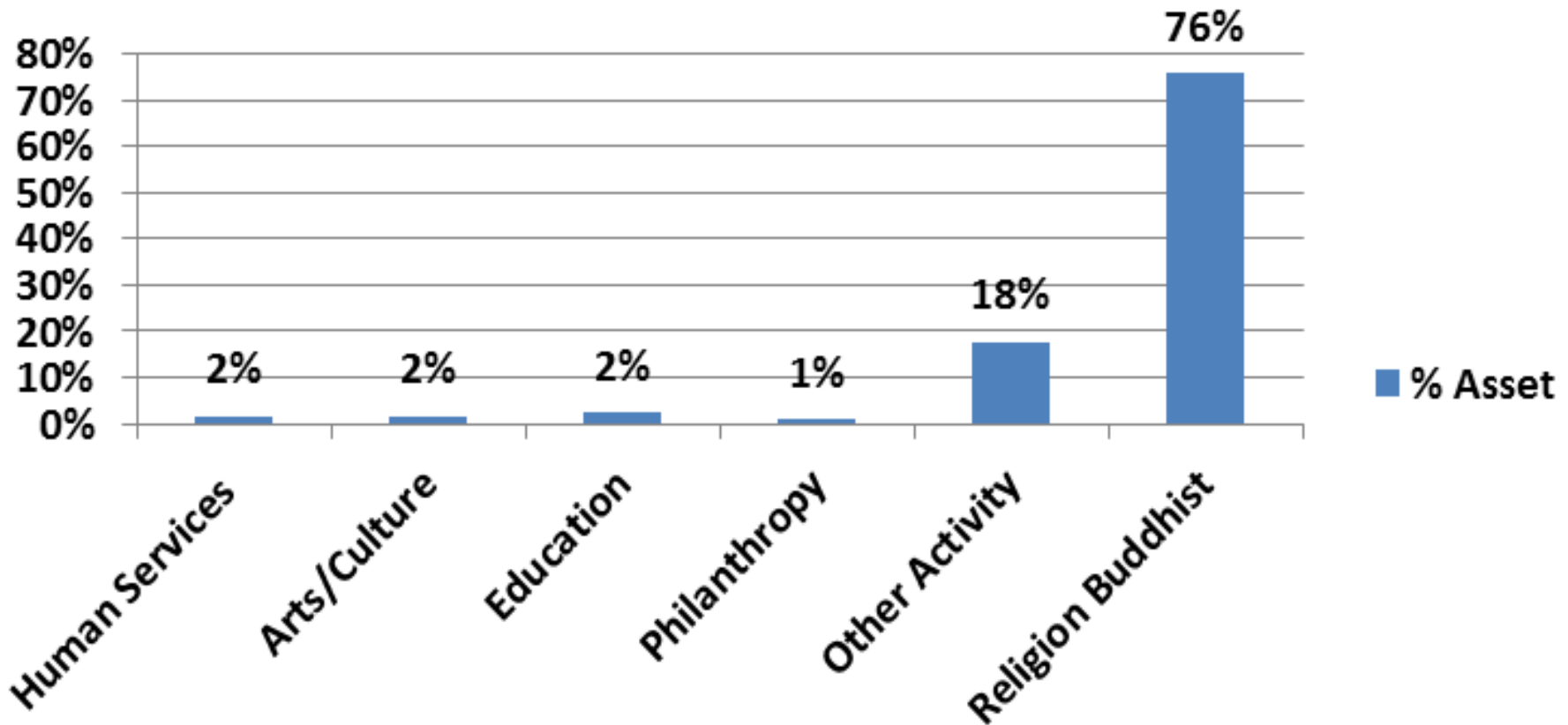
5) USA Buddhist Nonprofit Exempt Organization Income Summary % by Activity Type as of 8/14/2017

USA Buddhist Nonprofit EO % Income by Activity Type 8-14-2017



6) USA Buddhist Nonprofit Exempt Organization Asset Summary % by Activity Type as of 8/14/2017

USA Buddhist Nonprofit EO % Asset by Activity Type 8-14-2017



7) USA Buddhist Nonprofit Exempt Organization

Income is larger than \$1.5 million Dollars as of 8-14-2017

Rank	Nonprofit EO Buddhist Name	Income Amount	Revenue Amount	Asset Amount
1	FREDERICK P LENZ FOUNDATION FOR AMERICAN BUDDHISM	\$10,189,304		\$11,563,002
2	KHYENTSE FOUNDATION	\$8,323,320	\$2,110,537	\$14,017,473
3	BUDDHIST CHURCHES OF AMERICA-ENDOW	\$8,015,560	\$1,530,939	\$32,091,851
4	PACIFIC BUDDHIST ACADEMY	\$4,987,235	\$4,951,390	\$9,864,599
5	SHAMBHALA MOUNTAIN CENTER	\$4,418,914	\$4,196,168	\$10,602,589
6	BAT NHA MEDITATION INSTITUTE OF AMERICA	\$4,341,037	\$3,225,244	\$4,692,516
7	US SOUTHWESTERN FALUN DAFA ASSOCIATION	\$4,242,873	-\$88,177	\$406,294
8	H H DORJE CHANG BUDDHA III CULTURAL AND ART MUSEUM	\$4,140,577	\$1,318,153	\$6,327,378
9	BUDDHIST TZU CHI EDUCATION FOUNDATION	\$3,518,690	\$3,505,504	\$1,350,103
10	GREAT ENLIGHTENMENT LOTUS SOCIETY INC	\$3,484,713	\$3,023,557	\$6,014,058
11	BUDDHIST TZU CHI MEDICAL FOUNDATION	\$3,143,144	\$3,143,144	\$5,960,754
12	SHENG-YEN LU FOUNDATION	\$2,858,975	\$1,254,172	\$5,615,425
13	BIG MIND INC	\$2,406,169	\$423,111	\$1,262,866
14	SAN FRANCISCO FALUN BUDDHA STUDY ASSOCIATION	\$2,251,830	\$2,251,830	\$2,387,197
15	SOUTHERN USA FALUN DAFA ASSOCIATION	\$2,227,353	\$2,227,353	\$128,953
16	NORTH CALIFORNIA BODHI DHARMA SOCIETY	\$2,167,004	\$2,167,004	\$1,521,446
17	LIONS ROAR FOUNDATION	\$2,155,604	\$2,126,502	\$402,075
18	INSTITUTE OF BUDDHIST STUDIES	\$2,085,631	\$1,419,066	\$3,316,857
19	CHUNG TE BUDDHIST ASSOCIATION OF NEW YORK INC	\$1,970,855	\$1,970,855	\$36,149,118
20	DHAMMAKAYA INTERNATIONAL MEDITATION CENTER	\$1,864,169	\$1,468,363	\$8,852,558
21	BUKKYO DENDO KYOKAI AMERICA INC	\$1,826,842		\$11,100,508
22	DANAG FOUNDATION CORP	\$1,798,887	\$1,798,887	\$1,688,648
23	VIETNAMESE BUDDHIST CENTER INC	\$1,772,604	\$1,772,604	\$7,043,362
24	HEART CHAN	\$1,765,236	\$1,094,614	\$2,305,861
25	COMPASSIONATE SERVICE SOCIETY	\$1,734,279	\$1,734,279	\$10,962,390
26	HUA SHIA BUDDHIST ASSOCIATION	\$1,548,141	\$1,548,141	\$3,146,673
	Total	\$89,238,946	\$50,173,240	\$198,774,554

8) Reference Abbreviations

EO = Nonprofit Exempt Organization (IRS Tax)

Activity Type = NTEE Code Used

Asset Amount = Asset amount from the most recent Form 990 series return filed by the organization as of August 14, 2017

Income Amount = computer generated amount from the most recent Form 990 series return filed as of August 14, 2017

Revenue Amount = Amount from Form 990, Part 1, Line 12, or Part 1, Line 9, of Form 990EZ. as of August 14, 2017

9) Directory

“USA Buddhist Nonprofit Exempt Organization Directory” is available upon request via dcyoohanasoul@gmail.com

**Note: This directory contains mailing/financial summary Information;
13 fields: 1) Buddhist EO Name 2) EO Tax ID 3) Contact Name 4) Address Street
5) City 6) State 7) ZIP Code 8) Exemption Type 9) Ruling Year
10) Asset Amount 11) Income Amount 12) Revenue Amount
13) NTEE Activity Type.**

USA Buddhist Nonprofit Exempt Organization Analysis 8/14/2017



NONPROFITS

The End of Presentation



David Yoo, Hanasoul Consulting
dcyoohanasoul@gmail.com