

Utah Nonprofit EO Historical  
Financial Summary Analysis  
as of November 9, 2015  
(ANSA H1)

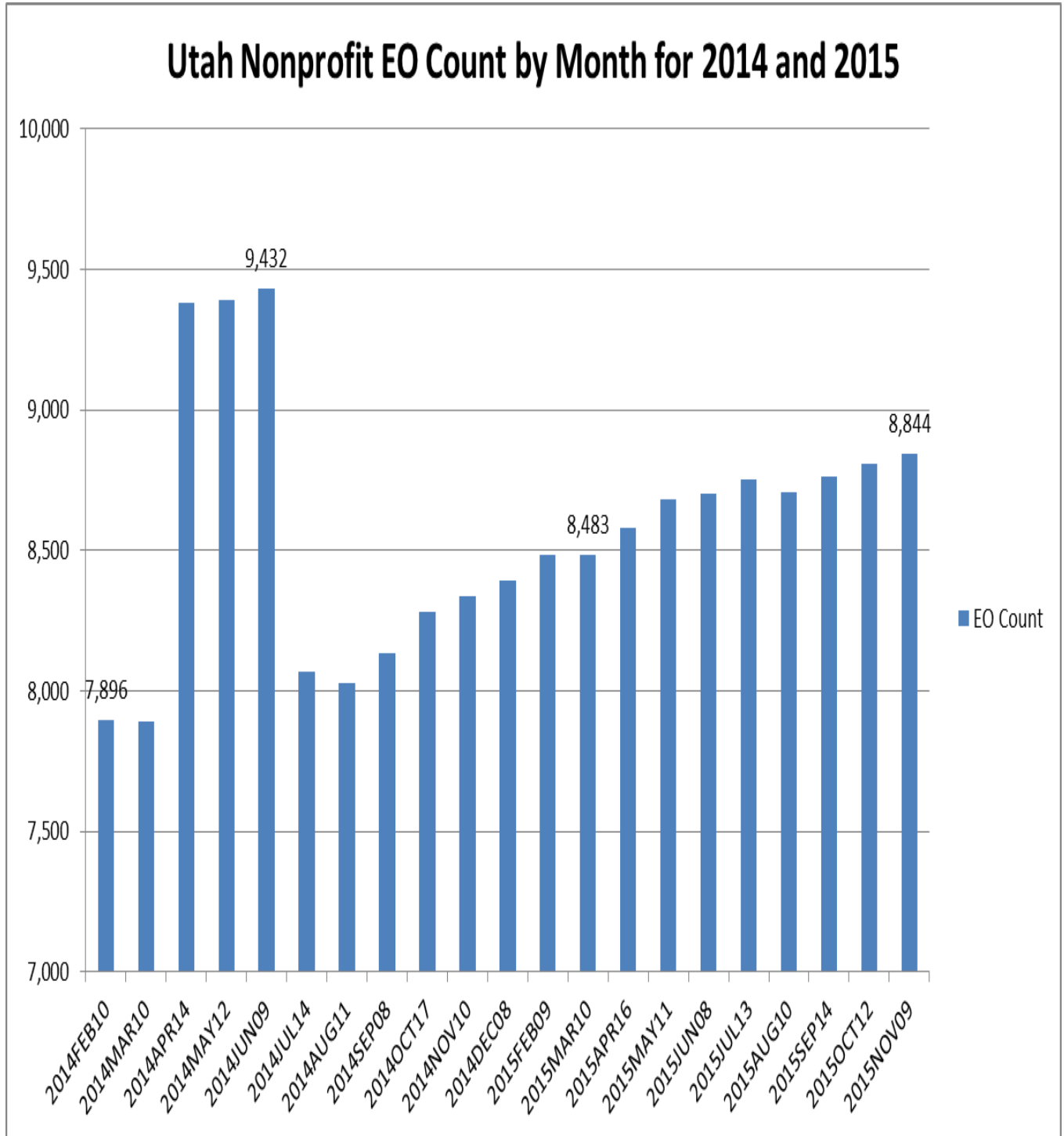
*November 10, 2015*  
*Prepared by David Yoo*

***Mission:*** *This newsletter is free and open to share nonprofit information with the nonprofit workers and nonprofit researchers who are engaged in the nonprofit projects for industry, community, university and government.*

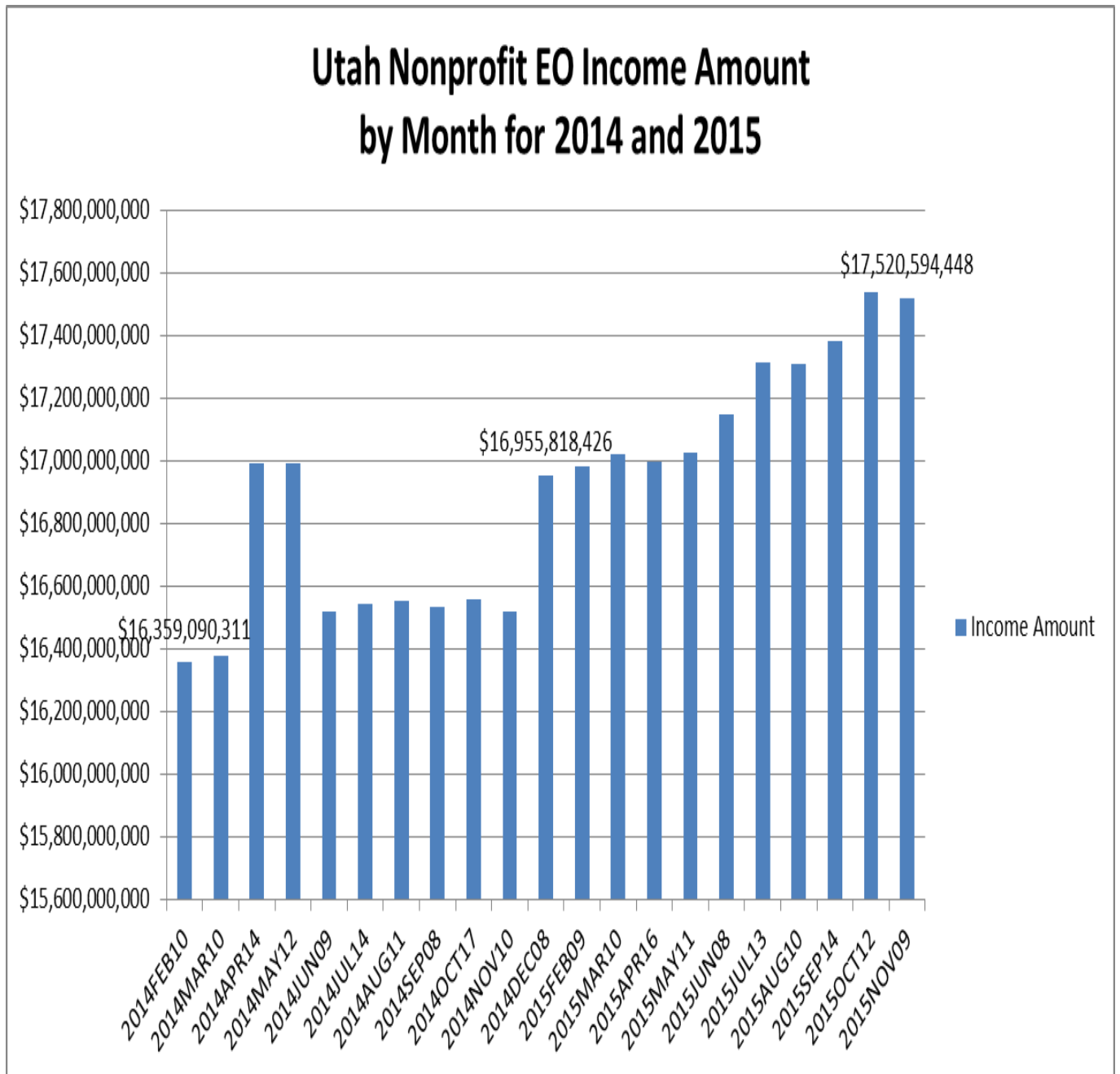
# 1) Utah Nonprofit EO Financial Historical Summary by IRS Post Month in 2014 & 2015

Post Month	EO Count	Income Amount	Revenue Amount	Asset Amount
2014FEB10	7,896	\$16,359,090,311	\$10,188,879,907	\$19,070,277,021
2014MAR10	7,892	\$16,375,470,095	\$10,192,311,701	\$19,114,859,233
2014APR14	9,381	\$16,990,986,968	\$10,765,950,660	\$21,167,276,000
2014MAY12	9,390	\$16,992,565,194	\$10,771,580,369	\$21,195,896,072
2014JUN09	9,432	\$16,517,191,645	\$10,260,674,135	\$20,526,496,026
2014JUL14	8,067	\$16,541,761,561	\$10,269,531,488	\$19,349,609,502
2014AUG11	8,028	\$16,552,194,064	\$10,271,505,474	\$19,327,266,056
2014SEP08	8,136	\$16,534,989,515	\$10,312,504,901	\$19,439,237,945
2014OCT17	8,281	\$16,557,088,936	\$10,288,074,437	\$19,311,567,650
2014NOV10	8,335	\$16,520,897,520	\$10,271,561,862	\$19,289,753,192
2014DEC08	8,392	\$16,955,818,426	\$10,636,730,147	\$20,777,912,884
2015FEB09	8,484	\$16,981,017,227	\$10,665,603,936	\$21,135,263,020
2015MAR10	8,483	\$17,020,226,067	\$10,727,166,201	\$21,202,164,546
2015APR16	8,582	\$16,998,745,250	\$10,780,049,334	\$21,285,555,988
2015MAY11	8,680	\$17,025,793,148	\$10,799,628,227	\$21,300,062,624
2015JUN08	8,700	\$17,147,021,369	\$10,895,794,225	\$21,499,890,445
2015JUL13	8,752	\$17,316,056,694	\$11,022,479,270	\$21,607,377,152
2015AUG10	8,707	\$17,309,859,916	\$11,010,663,657	\$21,633,481,591
2015SEP14	8,762	\$17,384,574,675	\$11,076,054,031	\$21,731,379,273
2015OCT12	8,807	\$17,539,784,023	\$11,238,293,854	\$21,921,597,219
2015NOV09	8,844	\$17,520,594,448	\$11,251,811,245	\$21,965,480,551

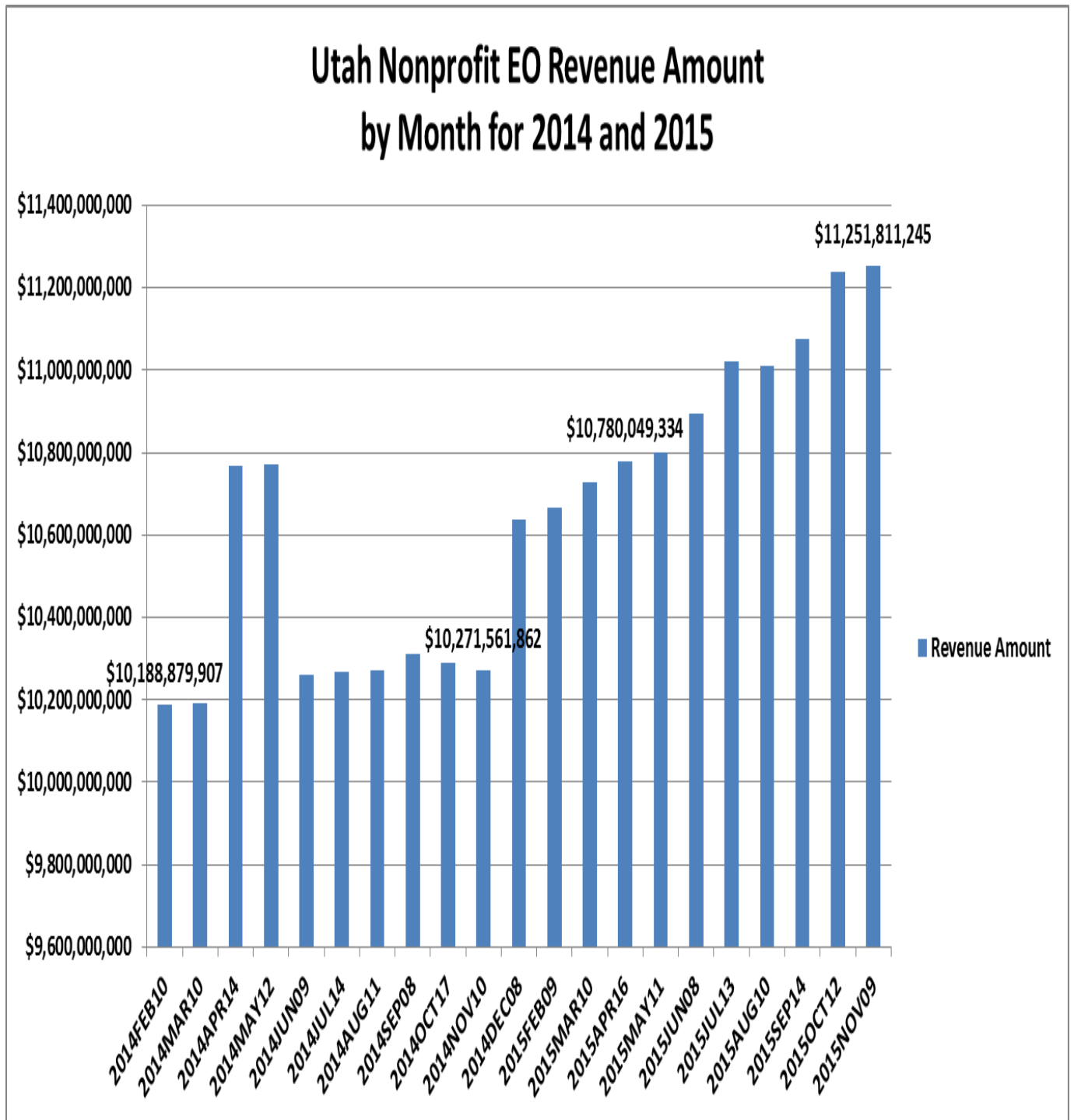
## 2) Utah Nonprofit No of EO by Post Month for 2014 & 2015



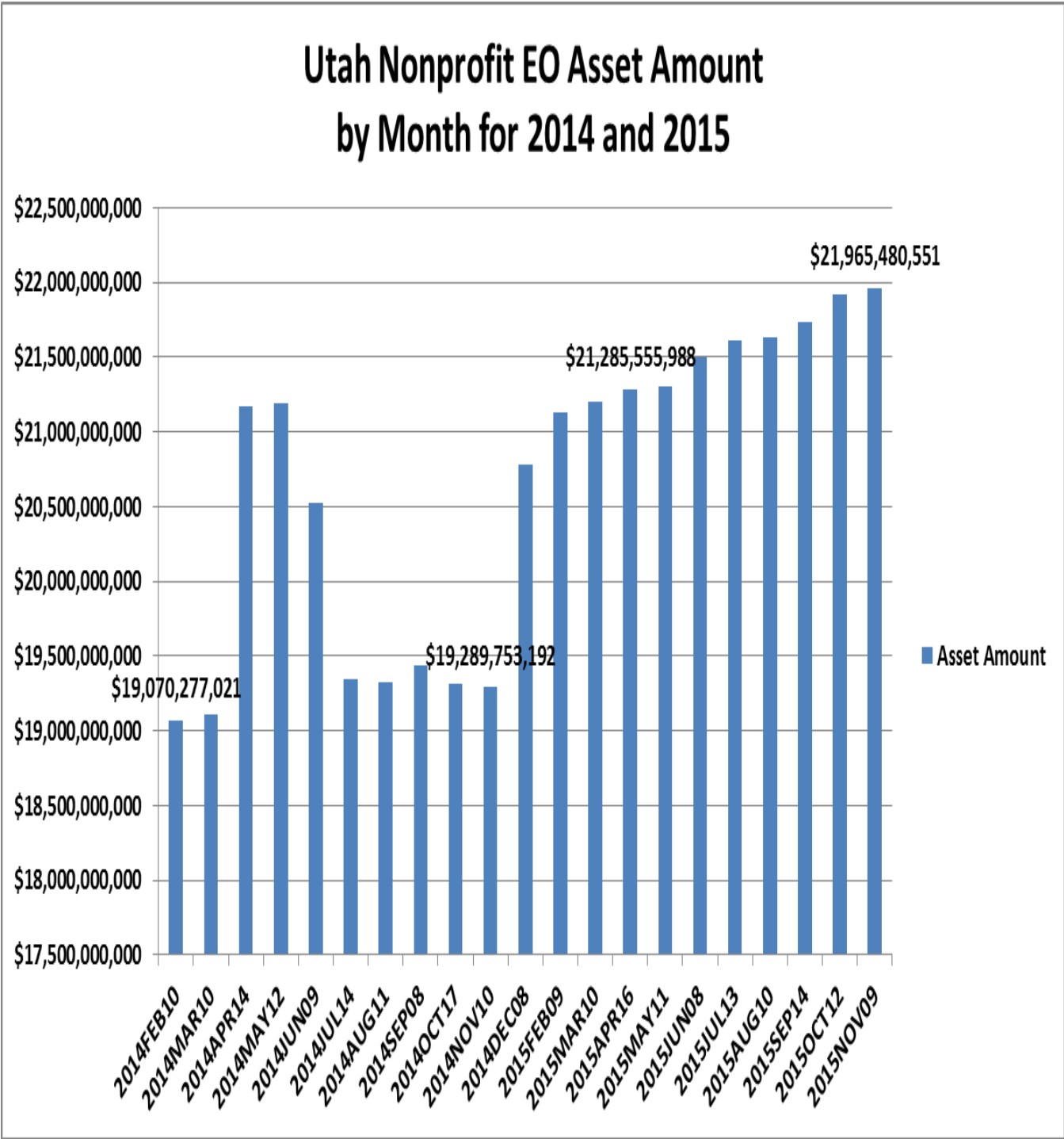
### 3) Utah Nonprofit EO Income Amount by Post Month for 2014 & 2015



## 4) Utah Nonprofit EO Revenue Amount by Post Month for 2014 & 2015



# 5) Utah Nonprofit EO Asset Amount by Post Month for 2014 & 2015



## 6) Notes

**Data:** IRS EO Data Posted as of November 9, 2015

**Contact:** David Yoo (HanaSoul) via email [dcyoo@cox.net](mailto:dcyoo@cox.net)

Welcome Ideas & Suggestions

**State Directory:** "Utah State Nonprofit Exempt Organization Directory"

(The directory contains 14 fields; EO

Name, EO Tax ID, Contact Name, Address, City, State, ZIP, Exemption

Type, Ruling Year, Asset Amount, Income Amount, Revenue Amount,

Ruling Year, and NTEE Activity Type). Sorted by EO Name

**Abbreviations:**

"EO" = Tax Exempt Organization (Nonprofit)