

*American Nonprofit EO
Revocation Statistic Analysis
Newsletter
(R-ANSA)*

March 21, 2014

Mission: *This newsletter is free and open to share nonprofit EO revocation information with the nonprofit workers and nonprofit researchers who are engaged in the nonprofit projects for industry, community, university and government.*

Table of Contents

- 1) Summary Highlight
- 2) USA National Revoked Nonprofit EO Revocation No of EO by State from 5/15/2010 to 12/15/2013
- 3) USA National Nonprofit EO Revocation No of EO by Revocation Year from 5/15/2010 to 12/15/2013
- 4) USA National Nonprofit Exempt Organization No of Revocation EO by Revocation Posting Year from 2011 to 2014
- 5) USA National Nonprofit Exempt Organization No of Revocation EO by Exemption Type from 2011 to 2014
- 6) USA National Nonprofit Exempt Organization No of Revocation EO by Top 15 Cities from 2011 to 2014
- 7) Notes

1) Summary Highlight

This report on “American Nonprofit EO Revocation Statistic Analysis” is intended to provide the current USA national nonprofit EO Revocation information as management information for the nonprofit sector workers and the nonprofit sector researchers in community, government, and university.

This analysis will cover the IRS Exempt Organization revocation information regarding the EO nonprofit organizations that have had their federal tax-exempt status automatically revoked for failing to file an annual information return or notice with the IRS for three consecutive years.

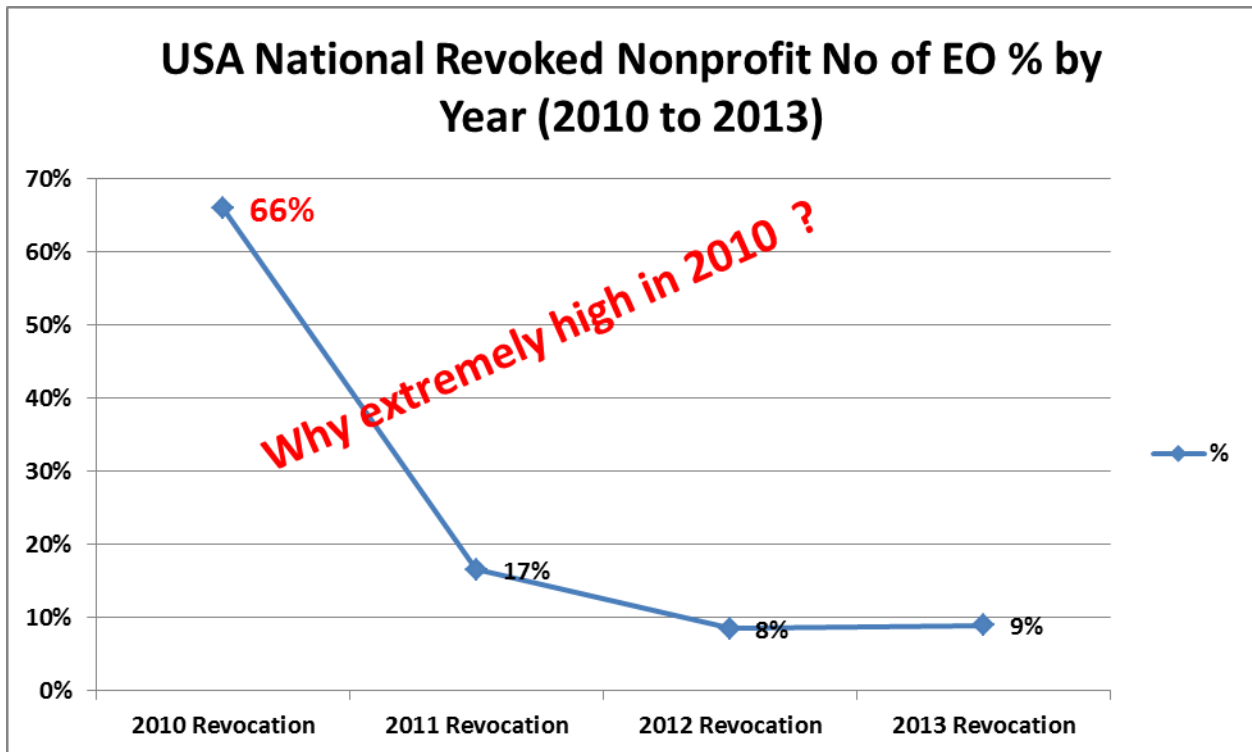
According to IRS Automatic Revocation Data as of March 20, 2014, the total number of the USA national EO revocation during 5 years from 2010 to 2014 was 550,841. The # 1 ranked California had 64,201 nonprofit EO revocations with 12 % of the national total revocation. 363,570 nonprofit EO revocations with 66 % of 4 years (2010 to 2013) were occurred during 2010.

2) USA National Nonprofit EO Revocation No of EO by State from 5/15/2010 to 12/15/2013

State	No of EO Revocation	% Revocation	State	No of EO Revocation	% Revocation
WY	1,402	0%	OK	7,308	1%
ND	1,628	0%	OR	7,381	1%
DE	1,806	0%	AL	7,547	1%
AK	1,856	0%	AZ	8,205	1%
SD	1,862	0%	LA	8,369	2%
VT	1,921	0%	TN	9,449	2%
RI	2,054	0%	MN	9,704	2%
NH	2,472	0%	WI	9,818	2%
MT	2,597	0%	CO	10,364	2%
Other	2,627	0%	IN	11,577	2%
ID	2,719	0%	MD	11,935	2%
ME	2,935	1%	MO	12,256	2%
HI	2,958	1%	VA	13,011	2%
NE	3,388	1%	WA	13,507	2%
NV	3,393	1%	MA	14,143	3%
UT	3,659	1%	NC	14,425	3%
WV	4,026	1%	GA	15,588	3%
NM	4,253	1%	NJ	15,599	3%
MS	4,730	1%	MI	17,793	3%
AR	5,181	1%	OH	20,739	4%
KS	5,620	1%	PA	21,493	4%
IA	6,010	1%	IL	24,603	4%
SC	6,559	1%	FL	27,775	5%
KY	6,885	1%	NY	37,175	7%
CT	6,932	1%	TX	40,297	7%
DC	7,106	1%	CA	64,201	12%
			Total	550,841	100%

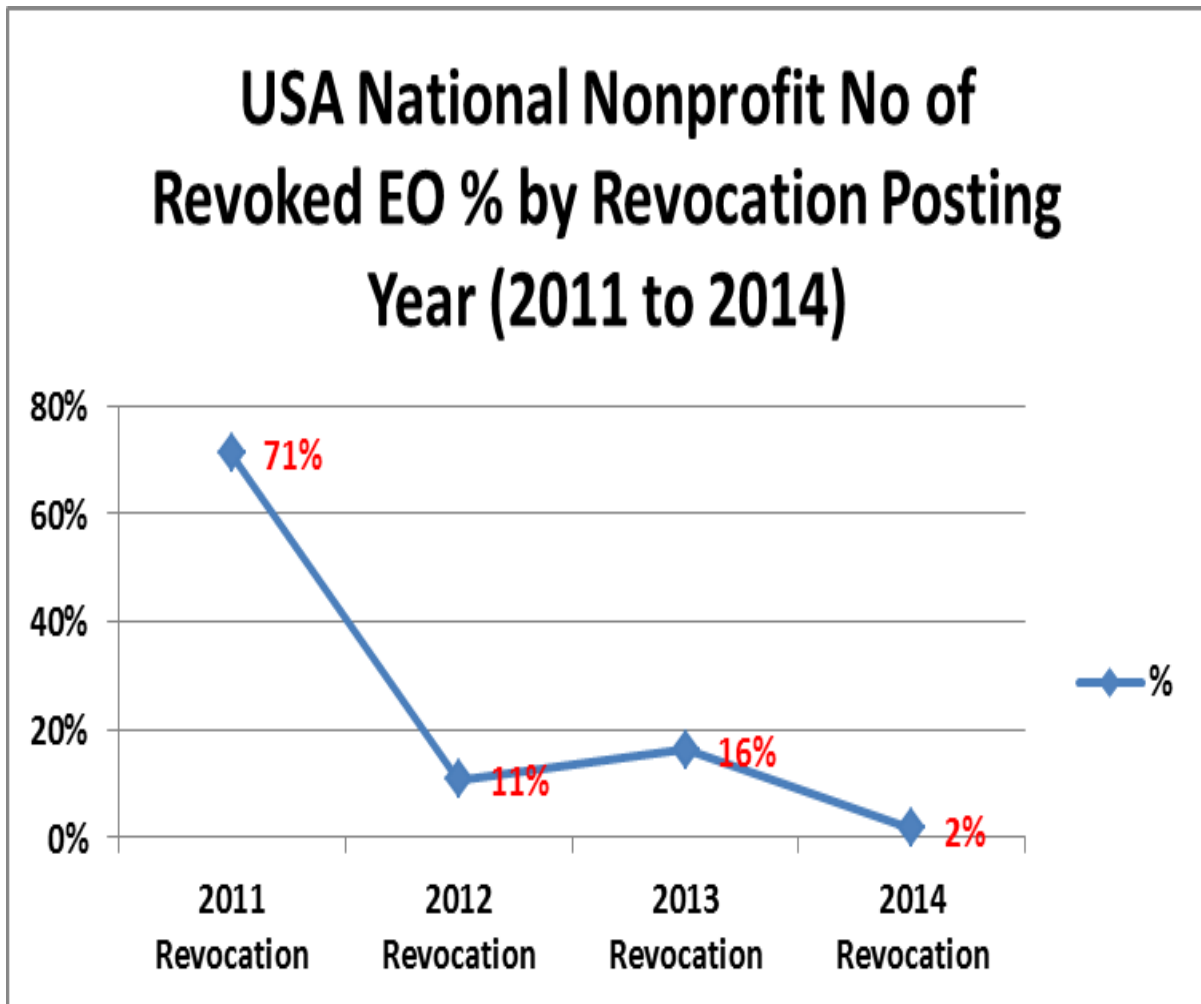
3) USA National Nonprofit EO Revocation No of EO by Revocation Year from 5/15/2010 to 12/15/2013

Revocation Year	No of EO Revocation	%
2010 Revocation	363,570	66%
2011 Revocation	91,236	17%
2012 Revocation	46,809	8%
2013 Revocation	49,226	9%
Total	550,841	100%



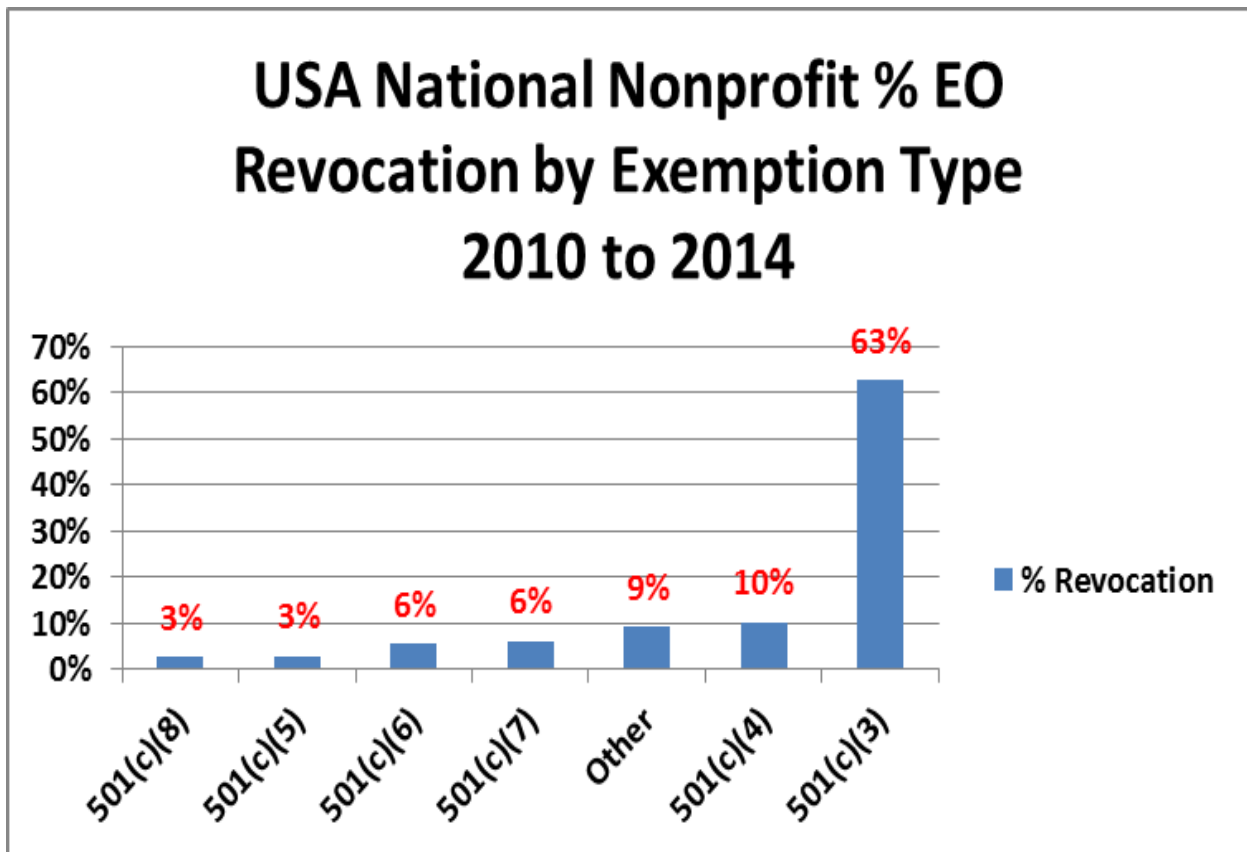
4) USA National Nonprofit Exempt Organization No of Revocation EO by Revocation Posting Year from 2011 to 2014

Revocation Post Year	No of EO Revocation Posted	%
2011 Revocation	392,460	71%
2012 Revocation	59,444	11%
2013 Revocation	89,697	16%
2014 Revocation	9,240	2%
Total	550,841	100%



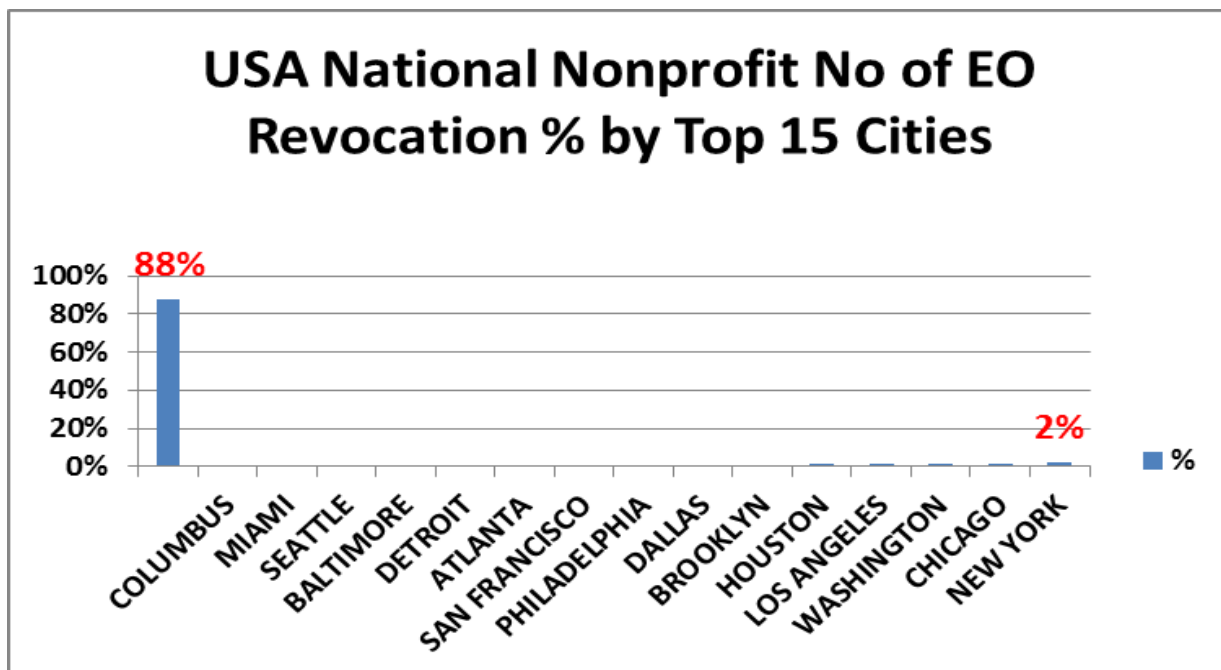
5) USA National Nonprofit Exempt Organization No of Revocation EO by Exemption Type from 2011 to 2014

Exemption Type	No of Revocation EO	% Revocation
501(c)(8)	15,656	3%
501(c)(5)	16,400	3%
501(c)(6)	31,258	6%
501(c)(7)	34,367	6%
Other	50851	9%
501(c)(4)	56,881	10%
501(c)(3)	345,428	63%
Total	550,841	100%



6) USA National Nonprofit Exempt Organization No of Revocation EO by Top 15 Cities from 2011 to 2014

City	No of EO Revocation	%
25,761 Cities <2,500	482,887	88%
COLUMBUS	2,575	0%
MIAMI	2,616	0%
SEATTLE	2,692	0%
BALTIMORE	2,777	1%
DETROIT	2,918	1%
ATLANTA	3,127	1%
SAN FRANCISCO	3,145	1%
PHILADELPHIA	3,395	1%
DALLAS	3,478	1%
BROOKLYN	3,773	1%
HOUSTON	5,968	1%
LOS ANGELES	6,026	1%
WASHINGTON	7,341	1%
CHICAGO	8,110	1%
NEW YORK	10,013	2%
Total	550,841	100%



7) Notes

Source: IRS Automatic Revocation of Exemption List Data Base of organizations whose federal tax exemption was automatically revoked for not filing a Form 990-series return or notice for three consecutive years

Current Data: IRS Automatic Revocation of Exemption List Data as of March 20, 2014

Prepared by: David Yoo (HanaSoul)

Contact: David Yoo via email dcyoo@cox.net
Welcome Ideas & Suggestions

Updates: Plan to update data and publish the report semi-annually
Current data updates on request.

State Nonprofit EO Revocation Directory:

The State Automatic Revocation Directory 2014 is available on request.

The State Revocation directory contains all State exempt organizations revocation data from 2010 to 2014 as follows;

- 1) EO Tax ID
- 2) Legal EO Name
- 3) Doing Business As Name
- 4) Organization Address
- 5) City
- 6) State
- 7) ZIP Code
- 8) Country
- 9) Exemption Type: 501(c)(3), 501(c)(4)etc.
- 10) Revocation Date
- 11) Revocation Posting Date
- 12) Exemption Reinstatement Date

State Directory: State-level 501(c)(3) or 501(c)(4) Nonprofit EO Directory is available on request

State Financial Analysis: “State Nonprofit Exempt Organization financial Status Analysis” is available on request

Abbreviations: “EO” = Tax Exempt Organization (Nonprofit)

