

# USA Nonprofit 500 Exempt Organizations Financial Summary (ANSA29)

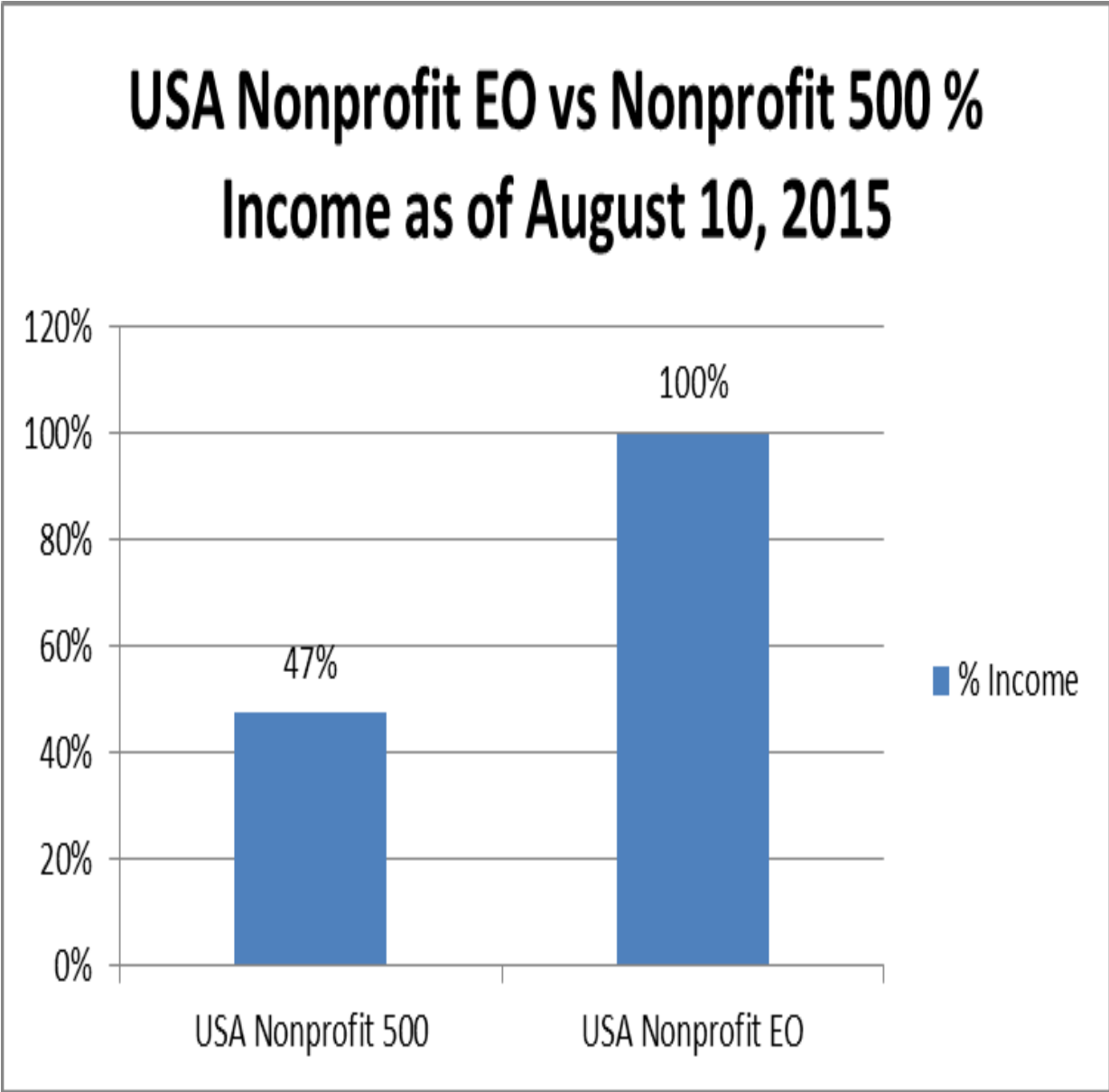
*August 10 2015*

*Prepared by David Yoo*

***Mission:*** *This newsletter is free and open to share nonprofit information with the nonprofit workers and nonprofit researchers who are engaged in the nonprofit projects for industry, community, university and government.*

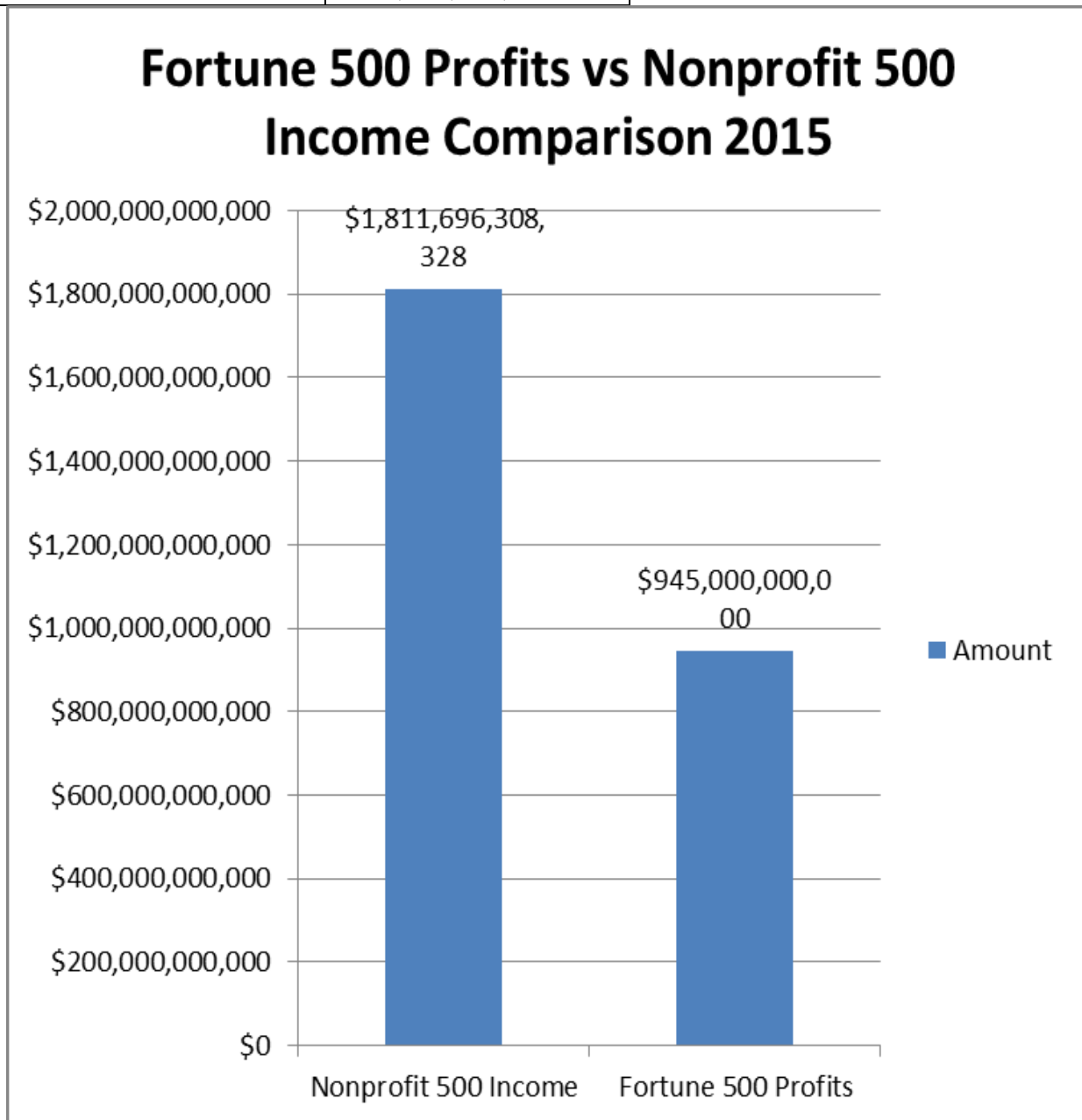
# 1) USA Nonprofit 500 EO Financial Summary as of July 13, 2015

USA EO vs EO 500	EO Count	% EO	Income Amount	% Income	Asset Amount	% Asset
USA Nonprofit 500	400	0.03%	\$1,811,696,308,328	47%	\$1,784,768,137,277	32%
USA Nonprofit EO	1,535,234	100.00%	\$3,824,346,295,083	100%	\$5,563,645,818,255	100%



## 2) USA Nonprofit 500 Income vs Fortune 500 Profits Comparison Analysis 2015

Economy Sector Earnings	Amount
Nonprofit 500 Income	\$1,811,696,308,328
Fortune 500 Profits	\$945,000,000,000



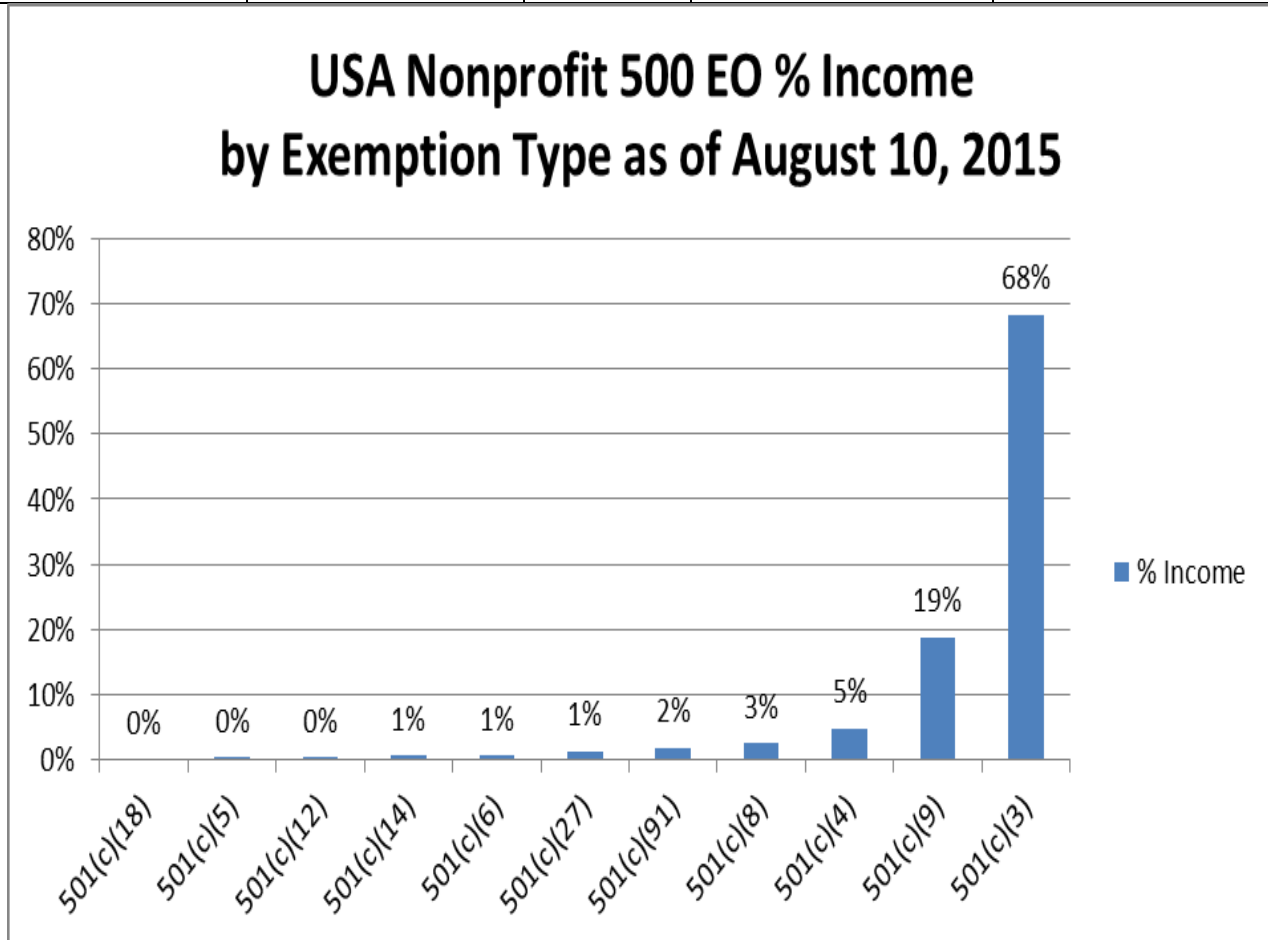
### **3) USA Nonprofit 500 EO Financial Summary by State as of August 10, 2015**

<b>Rank</b>	<b>State</b>	<b>Income Amount</b>	<b>Revenue Amount</b>	<b>Asset Amount</b>
Rank1	MI	\$254,872,657,402	\$28,141,914,435	\$108,785,242,712
Rank2	MA	\$216,500,642,682	\$91,716,629,987	\$178,802,831,119
Rank3	CA	\$199,460,959,863	\$121,297,487,481	\$241,042,386,058
Rank4	NY	\$138,468,555,585	\$88,882,198,663	\$154,435,236,858
Rank5	WA	\$97,200,249,906	\$24,799,468,026	\$115,793,902,464
Rank6	IL	\$95,966,500,032	\$33,310,655,853	\$102,244,457,538
Rank7	MN	\$90,041,397,364	\$31,266,442,822	\$105,388,546,010
Rank8	PA	\$81,411,498,672	\$38,436,093,738	\$93,128,150,902
Rank9	MD	\$79,049,123,629	\$14,368,463,809	\$40,583,256,224
Rank10	TX	\$60,892,177,272	\$29,809,898,275	\$68,909,718,393
Rank11	OH	\$59,046,379,370	\$39,987,269,775	\$54,002,957,533
Rank12	DC	\$50,852,258,410	\$15,307,107,912	\$30,328,456,381
Rank13	FL	\$32,754,487,465	\$20,017,476,709	\$42,149,403,688
Rank14	XX	\$31,818,028,622	\$16,226,583,024	\$36,683,682,872
Rank15	OR	\$30,666,592,973	\$21,163,654,927	\$40,429,840,268
Rank16	VA	\$30,154,970,099	\$17,765,269,763	\$55,915,882,180
Rank17	NC	\$28,340,447,543	\$16,345,721,610	\$37,544,639,505
Rank18	MO	\$26,873,505,054	\$17,305,273,180	\$28,339,328,389
Rank19	TN	\$19,833,498,247	\$7,512,527,414	\$13,034,737,138
Rank20	CT	\$17,816,852,258	\$10,415,232,891	\$41,983,475,297
Rank21	GA	\$15,741,526,247	\$15,018,463,947	\$21,014,344,171
Rank22	AZ	\$15,043,311,290	\$7,810,098,648	\$15,100,034,443
Rank23	WI	\$14,556,773,476	\$11,145,753,630	\$16,352,105,566
Rank24	IN	\$13,286,798,060	\$9,378,402,129	\$20,056,879,141
Rank25	NJ	\$13,181,081,976	\$7,846,188,388	\$20,217,974,735
Rank26	UT	\$11,033,071,384	\$6,214,358,539	\$8,455,344,987
Rank27	KY	\$10,732,143,684	\$5,711,987,176	\$9,269,322,645
Rank28	LA	\$10,090,996,578	\$8,655,810,647	\$7,325,156,505
Rank29	HI	\$7,297,955,434	\$2,858,361,961	\$11,132,499,471
Rank30	CO	\$7,032,506,408	\$6,048,669,289	\$14,322,652,336
Rank31	RI	\$6,026,889,347	\$2,699,528,825	\$6,796,213,454
Rank32	AR	\$5,176,118,915	\$4,145,560,545	\$2,313,244,525
Rank33	DE	\$4,516,912,902	\$2,671,248,227	\$5,889,327,172
Rank34	NE	\$4,306,131,415	\$2,437,045,389	\$13,200,332,777
Rank35	ND	\$3,661,920,112	\$3,652,696,559	\$2,335,827,341
Rank36	OK	\$3,580,001,059	\$942,853,731	\$2,007,706,955

Rank37	ME	\$3,268,401,895	\$2,289,522,929	\$1,942,639,414
Rank38	IA	\$3,196,292,237	\$2,875,736,257	\$1,037,288,216
Rank39	SC	\$2,399,084,653	\$2,389,929,161	\$2,010,827,807
Rank40	NH	\$2,341,932,476	\$1,225,942,716	\$2,354,616,607
Rank41	MS	\$2,085,849,281	\$1,533,190,579	\$3,008,129,451
Rank42	NM	\$1,925,940,438	\$1,437,668,016	\$2,531,397,127
Rank43	ID	\$1,738,496,498	\$1,049,035,803	\$1,302,029,685
Rank44	SD	\$1,420,287,292	\$979,777,767	\$1,646,887,969
Rank45	VT	\$1,395,614,303	\$1,094,165,445	\$1,155,937,299
Rank46	MT	\$1,299,990,646	\$593,603,488	\$664,984,296
Rank47	AL	\$1,250,762,328	\$325,850,304	\$49,507,025
Rank48	WV	\$1,107,844,729	\$997,304,389	\$889,754,010
Rank49	KS	\$980,890,817	\$266,185,967	\$859,040,618
	<b>Total</b>	<b>\$1,811,696,308,328</b>	<b>\$798,370,310,745</b>	<b>\$1,784,768,137,277</b>

## 4) USA Nonprofit 500 EO Financial Summary by Exemption Type as of August 10, 2015

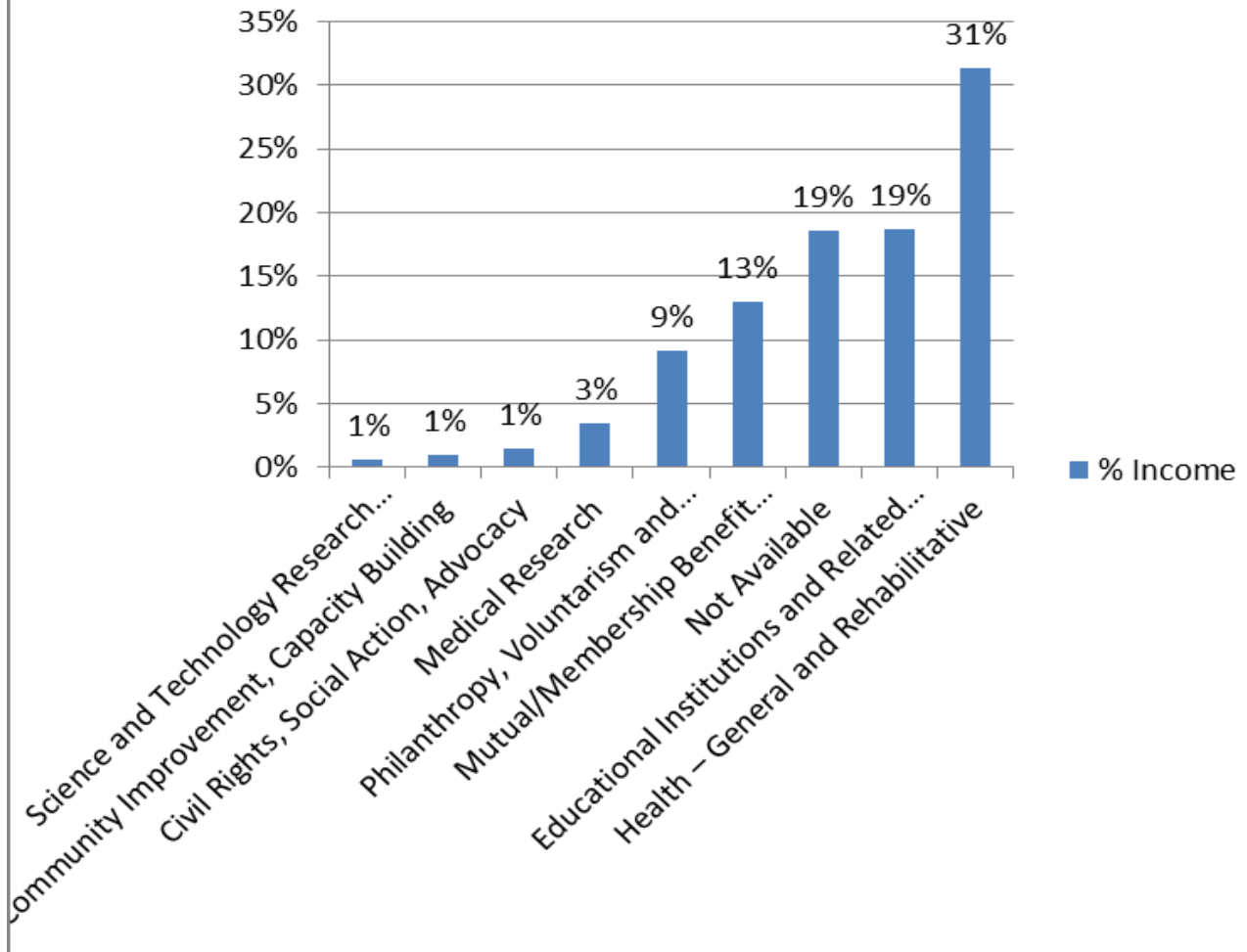
Exemption_Type	Income_Amount	% Income	Revenue_Amount	Asset_Amount
501(c)(18)	\$859,419,454	0%	\$127,409,659	\$1,097,786,832
501(c)(5)	\$6,719,202,918	0%	\$2,242,627,372	\$4,206,001,880
501(c)(12)	\$7,128,158,002	0%	\$7,029,760,574	\$17,647,458,351
501(c)(14)	\$12,732,071,804	1%	\$5,548,172,615	\$90,012,968,794
501(c)(6)	\$12,868,123,713	1%	\$4,574,136,596	\$25,079,452,922
501(c)(27)	\$23,857,073,196	1%	\$1,231,718,886	\$7,773,988,697
501(c)(91)	\$34,032,106,849	2%	\$32,773,720,872	\$0
501(c)(8)	\$46,348,769,843	3%	\$11,924,660,193	\$95,633,795,324
501(c)(4)	\$86,843,749,599	5%	\$50,298,751,562	\$47,299,781,282
501(c)(9)	\$341,468,481,070	19%	\$46,628,105,250	\$90,979,313,109
501(c)(3)	\$1,238,839,151,880	68%	\$635,991,247,166	\$1,405,037,590,086
<b>Total</b>	<b>\$1,811,696,308,328</b>	<b>100%</b>	<b>\$798,370,310,745</b>	<b>\$1,784,768,137,277</b>



## **5) USA Nonprofit 500 EO Financial Summary by NTEE Activity Type as of August 10, 2015**

NTEE Activity Type	Income Amount	% Income	Revenue Amount	Asset Amount
Employment, Job-Related	\$1,707,072,835	0%	\$1,406,311,549	\$925,516,994
Food, Agriculture and Nutrition	\$2,127,888,035	0%	\$2,060,362,627	\$86,540,942
Youth Development	\$2,341,136,699	0%	\$239,799,973	\$1,353,726,401
Diseases, Disorders, Medical Disciplines	\$2,374,527,743	0%	\$1,675,488,025	\$3,126,552,079
Public, Society Benefit – Multipurpose and Other	\$2,399,399,294	0%	\$782,130,079	\$9,440,034,912
Unknown	\$3,566,056,665	0%	\$2,117,789,249	\$4,158,123,992
Religion-Related, Spiritual Development	\$5,554,124,232	0%	\$1,392,548,193	\$7,902,599,942
Recreation, Sports, Leisure, Athletics	\$6,315,838,349	0%	\$4,127,884,608	\$13,751,676,527
Arts, Culture and Humanities	\$6,433,342,649	0%	\$2,100,000,116	\$8,664,288,581
International, Foreign Affairs and National Security	\$7,004,898,952	0%	\$5,358,989,427	\$10,287,087,464
Human Services – Multipurpose and Other	\$7,097,187,077	0%	\$6,394,997,638	\$5,902,737,369
Science and Technology Research Institutes, Services	\$11,793,155,674	1%	\$8,432,646,051	\$5,221,521,402
Community Improvement, Capacity Building	\$18,238,634,188	1%	\$6,469,321,784	\$27,231,176,685
Civil Rights, Social Action, Advocacy	\$26,924,542,735	1%	\$1,332,695,007	\$2,213,302,611
Medical Research	\$63,212,249,937	3%	\$10,544,992,330	\$33,689,344,872
Philanthropy, Voluntarism and Grantmaking Foundations	\$165,245,639,656	9%	\$6,642,755,188	\$197,272,895,456
Mutual/Membership Benefit Organizations, Other	\$235,367,092,174	13%	\$14,754,568,415	\$73,695,887,122
Not Available	\$336,516,554,625	19%	\$168,387,863,890	\$364,382,186,579
Educational Institutions and Related Activities	\$338,764,113,521	19%	\$117,946,678,290	\$453,376,983,710
Health – General and Rehabilitative	\$568,712,853,288	31%	\$436,202,488,306	\$562,085,953,637
<b>Total</b>	<b>\$1,811,696,308,328</b>	<b>100%</b>	<b>\$798,370,310,745</b>	<b>\$1,784,768,137,277</b>

## USA Nonprofit 500 % Income by NTEE Activity Type





## **6) USA Nonprofit 500 EO Financial Summary by Nonprofit 500 Companies as of August 10, 2015**

<b>Rank</b>	<b>Exempt Organization Name</b>	<b>City</b>	<b>ST</b>	<b>Income Amount</b>	<b>Asset Amount</b>
Rank1	UAW RETIREE MEDICAL BENEFITS TR	DETROIT	MI	\$219,457,405,546	\$63,171,450,694
Rank2	PRESIDENT AND FELLOWS OF HARVARD COLLEGE	CAMBRIDGE	MA	\$81,487,157,169	\$68,112,313,000
Rank3	KAISER FOUNDATION HEALTH PLAN INC	OAKLAND	CA	\$66,889,601,170	\$16,312,511,712
Rank4	BILL & MELINDA GATES FOUNDATION TRUST	SEATTLE	WA	\$63,870,020,160	\$40,563,753,476
Rank5	HOWARD HUGHES MEDICAL INSTITUTE	CHEVY CHASE	MD	\$54,421,397,935	\$21,860,329,641
Rank6	THRIVENT FINANCIAL FOR LUTHERANS	MINNEAPOLIS	MN	\$42,158,261,064	\$72,167,817,026
Rank7	MASSACHUSETTS INSTITUTE OF TECHNOLOGY	CAMBRIDGE	MA	\$37,461,962,000	\$20,337,912,000
Rank8	CENTRAL STATES SOUTHEAST & SOUTHWEST AREAS HEALTH & WELFARE F	ROSEMONT	IL	\$35,449,005,863	\$2,452,351,917
Rank9	SELENA THOMAS JACKSON PROFIT ORGANIZATION	LYNN	MA	\$34,032,106,849	\$0
Rank10	THE BOARD OF TRUSTEES OF THE LELAND STANFORD JUNIOR UNIVERSITY	PALO ALTO	CA	\$30,106,358,334	\$35,227,473,556
Rank11	KAISER FOUNDATION HOSPITALS	PORTLAND	OR	\$28,457,909,982	\$39,709,611,780
Rank12	AARP	WASHINGTON	DC	\$26,924,542,735	\$2,213,302,611
Rank13	WORKERS COMPENSATION REINSURANCE ASSOCIATION	SAINT PAUL	MN	\$19,213,153,691	\$2,256,812,046
Rank14	TRUSTEES OF THE UNIVERSITY OF PENNSYLVANIA	PHILADELPHIA	PA	\$14,446,125,092	\$16,398,248,000
Rank15	FUNDACAO CALOUSTE GULBENKIAN	PORTUGAL		\$13,984,726,571	\$4,216,498,038
Rank16	CORNELL UNIVERSITY	ITHACA	NY	\$12,288,968,492	\$12,498,894,139
Rank17	W K KELLOGG FOUNDATION TRUST-T/A 5315	PITTSBURGH	PA	\$11,569,152,427	\$8,018,987,694
Rank18	PARTNERS HEALTHCARE SYSTEM INC	CHARLESTOWN	MA	\$10,625,521,687	\$13,371,605,172
Rank19	AT&T UNION WELFARE BENEFIT TRUST	SAN ANTONIO	TX	\$10,625,234,255	\$6,420,939,776
Rank20	DIGNITY HEALTH	SAN FRANCISCO	CA	\$10,601,561,326	\$12,980,966,213
Rank21	UPMC GROUP	PITTSBURGH	PA	\$10,387,273,983	\$6,276,733,210
Rank22	FIDELITY INVESTMENTS CHARITABLE GIFT FUND	BOSTON	MA	\$10,383,105,450	\$13,298,110,452
Rank23	AT&T VEBA TRUST	SAN ANTONIO	TX	\$9,494,058,217	\$138,766,453
Rank24	OHIOHEALTH CORPORATION	COLUMBUS	OH	\$9,250,852,711	\$4,203,439,424
Rank25	CLEVELAND CLINIC FOUNDATION	CLEVELAND	OH	\$8,860,672,869	\$10,971,646,595
Rank26	IHC HEALTH SERVICES INC	SALT LAKE CTY	UT	\$8,851,608,341	\$7,667,884,709
Rank27	BANNER HEALTH	PHOENIX	AZ	\$8,581,481,374	\$7,822,359,332
Rank28	PETER HAWKINS DOBBERPUHL	BRENTWOOD	TN	\$8,489,564,639	\$163,575,371

	FOUNDATION				
Rank29	YALE UNIVERSITY	NEW HAVEN	CT	\$8,179,206,822	\$32,031,841,267
Rank30	FORD FOUNDATION	NEW YORK	NY	\$8,168,339,652	\$12,148,416,659
Rank31	JOHNS HOPKINS UNIVERSITY	BALTIMORE	MD	\$8,050,178,000	\$8,879,455,000
Rank32	VANDERBILT UNIVERSITY	NASHVILLE	TN	\$7,214,223,322	\$7,990,839,279
Rank33	WASHINGTON UNIVERSITY	ST LOUIS	MO	\$7,178,685,367	\$10,799,836,000
Rank34	TRUSTEES OF COLUMBIA UNIVERSITY IN THE CITY OF NEW YORK	NEW YORK	NY	\$6,536,716,870	\$15,957,288,201
Rank35	NEW YORK UNIVERSITY	NEW YORK	NY	\$6,230,864,526	\$9,297,236,020
Rank36	NATIONAL AUTOMATIC SPRINKLER INDUSTRY WELFARE FUND	LANDOVER	MD	\$6,084,827,165	\$497,034,024
Rank37	MAYO CLINIC	ROCHESTER	MN	\$6,024,621,187	\$9,966,983,729
Rank38	THE CLEVELAND CLINIC FOUNDATION	INDEPENDENCE	OH	\$6,008,512,667	\$7,710,452,150
Rank39	OCHSNER CLINIC FOUNDATION	NEW ORLEANS	LA	\$5,747,169,570	\$1,710,614,387
Rank40	BAPTIST HEALTHCARE SYSTEM INC	LOUISVILLE	KY	\$5,563,932,008	\$2,286,559,034
Rank41	JOHN D & CATHERINE T MACARTHUR FOUNDATION	CHICAGO	IL	\$5,528,727,400	\$6,323,307,217
Rank42	HEALTH INSURANCE PLAN OF GREATER NEW YORK	NEW YORK	NY	\$5,301,435,878	\$2,219,457,420
Rank43	PROVIDENCE HEALTH & SERVICES WASHINGTON	RENTON	WA	\$5,286,334,171	\$7,118,136,633
Rank44	NEW YORK AND PRESBYTERIAN HOSPITAL	NEW YORK	NY	\$5,261,726,356	\$7,370,875,491
Rank45	BATTELLE MEMORIAL INSTITUTE	COLUMBUS	OH	\$5,246,838,271	\$1,273,610,617
Rank46	TRUSTEES OF THE ESTATE OF BERNICE PAUHI BISHOP	HONOLULU	HI	\$5,239,191,966	\$9,027,951,453
Rank47	GLOBAL FUND TO FIGHT AIDS TUBERCULOSIS AND MALARIA	SWITZERLAND		\$5,059,828,138	\$7,847,926,352
Rank48	ADVOCATE HEALTH AND HOSPITALS CORPORATION	DOWNERS GROVE	IL	\$5,002,042,755	\$6,707,693,122
Rank49	NATIONAL RURAL ELECTRIC COOPERATIVE	ARLINGTON	VA	\$4,978,803,844	\$431,993,980
Rank50	NEW YORK STATE CATHOLIC HEALTH PLAN INC	REGO PARK	NY	\$4,971,759,473	\$1,622,426,424
Rank51	CREDIT UNIONS IN THE STATE OF CALIFORNIA	LOS ANGELES	CA	\$4,922,582,577	\$71,416,615,972
Rank52	DELTA DENTAL OF CALIFORNIA	SAN FRANCISCO	CA	\$4,713,972,563	\$1,575,285,367
Rank53	TEXAS WORKERS COMPENSATION	AUSTIN	TX	\$4,643,919,505	\$5,517,176,651
Rank54	BLUE CARE NETWORK OF MICHIGAN	SOUTHFIELD	MI	\$4,628,140,637	\$1,589,402,592
Rank55	UNIVERSITY OF SOUTHERN CALIFORNIA	LOS ANGELES	CA	\$4,625,596,238	\$9,594,824,056
Rank56	UNIVERSITY OF CHICAGO	CHICAGO	IL	\$4,524,211,001	\$10,388,536,242
Rank57	ALLINA HEALTH SYSTEM	MINNEAPOLIS	MN	\$4,400,704,296	\$3,620,338,086
Rank58	SHRINERS HOSPITALS FOR CHILDREN	TAMPA	FL	\$4,387,422,740	\$8,952,599,841
Rank59	MICHIGAN CATASTROPHIC CLAIMS ASSOCIATION U S	LIVONIA	MI	\$4,183,217,637	\$17,635,492,572

Rank60	WAL-MART STORES INC ASSOCIATE HEALTH & WELFARE TRUST	BENTONVILLE	AR	\$4,145,560,545	\$541,726,562
Rank61	BILL & MELINDA GATES FOUNDATION	SEATTLE	WA	\$4,117,613,802	\$41,310,207,525
Rank62	NORTHWESTERN UNIVERSITY	EVANSTON	IL	\$4,109,355,592	\$12,773,853,117
Rank63	CATHOLIC UNITED INVESTMENT TRUST	CHICAGO	IL	\$4,093,021,575	\$4,546,230,503
Rank64	WELLS FARGO & COMPANY EMPLOYEE BENEFIT TRUST	SAN FRANCISCO	CA	\$4,019,673,618	\$8,373,741
Rank65	TUFTS ASSOCIATED HEALTH MAINTENANCE ORGANIZATION INC	WATERTOWN	MA	\$4,018,536,369	\$1,161,585,716
Rank66	MEMORIAL SLOAN-KETTERING CANCER CENTER	NEW YORK	NY	\$4,014,831,094	\$8,481,418,000
Rank67	UNIVERSITY OF MIAMI	CORAL GABLES	FL	\$4,000,192,005	\$3,438,736,549
Rank68	ROBERT WOOD JOHNSON FOUNDATION	PRINCETON	NJ	\$3,954,490,739	\$10,166,569,030
Rank69	CASE WESTERN RESERVE UNIVERSITY	CLEVELAND	OH	\$3,815,818,927	\$2,981,715,054
Rank70	CARESOURCE	DAYTON	OH	\$3,814,472,181	\$1,207,421,554
Rank71	MEMORIAL HERMANN HEALTH SYSTEM	HOUSTON	TX	\$3,803,393,554	\$5,290,319,810
Rank72	BJC HEALTH SYSTEM	SAINT LOUIS	MO	\$3,769,262,508	\$2,653,004,755
Rank73	KAISER FOUNDATION HEALTH PLAN OF THE NORTHWEST	OAKLAND	CA	\$3,662,501,705	\$1,333,718,570
Rank74	SANFORD	FARGO	ND	\$3,661,920,112	\$2,335,827,341
Rank75	AURORA HEALTH CARE INC	MILWAUKEE	WI	\$3,626,267,982	\$3,807,291,139
Rank76	CAMPBELL UNIVERSITY INC	BUIES CREEK	NC	\$3,583,772,659	\$460,435,238
Rank77	THE LEONA M & HARRY B HELMSLEY CHARITABLE TRUST	NEW YORK	NY	\$3,583,632,795	\$5,444,213,685
Rank78	SAINT FRANCIS HOSPITAL INC	TULSA	OK	\$3,580,001,059	\$2,007,706,955
Rank79	METHODIST HOSPITAL	HOUSTON	TX	\$3,577,667,496	\$5,706,324,838
Rank80	YOUNG MENS CHRISTIAN ASSOCIATION RETIREMENT FUND	NEW YORK	NY	\$3,546,599,852	\$6,530,613,723
Rank81	KAISER FOUNDATION HEALTH PLAN OF COLORADO	OAKLAND	CA	\$3,528,255,852	\$1,612,741,293
Rank82	FINANCIAL INDUSTRY REGULATORY AUTHORITY INC	ROCKVILLE	MD	\$3,509,329,685	\$2,208,535,467
Rank83	UNIVERSITY OF BRITISH COLUMBIA	CANADA		\$3,507,556,336	\$4,312,910,268
Rank84	PRIORITY HEALTH	GRAND RAPIDS	MI	\$3,500,794,270	\$650,080,191
Rank85	DUKE UNIVERSITY HEALTH SYSTEM INC	DURHAM	NC	\$3,498,473,549	\$4,643,137,100
Rank86	WILLIAM BEAUMONT HOSPITAL	SOUTHFIELD	MI	\$3,473,721,583	\$2,818,505,326
Rank87	CEDARS-SINAI MEDICAL CENTER	W HOLLYWOOD	CA	\$3,370,672,766	\$4,732,365,419
Rank88	GROUP HEALTH COOPERATIVE	SEATTLE	WA	\$3,327,200,218	\$1,720,534,659
Rank89	HARVARD MANAGEMENT PRIVATE EQUITY CORPORATION	BOSTON	MA	\$3,319,907,695	\$13,307,655,346
Rank90	FAIRVIEW HEALTH SERVICES	MINNEAPOLIS	MN	\$3,309,665,454	\$3,037,108,737
Rank91	HEALTHFIRST PHSP INC	NEW YORK	NY	\$3,307,259,420	\$789,982,541
Rank92	PROVIDENCE HEALTH &	SEATTLE	WA	\$3,292,759,502	\$2,595,771,221

	SERVICES OREGON				
Rank93	EMORY UNIVERSITY	ATLANTA	GA	\$3,276,071,690	\$11,036,367,740
Rank94	GOVERNMENT EMPLOYEES HEALTH ASSOCIATION INC	INDEPENDENCE	MO	\$3,272,129,753	\$1,489,185,188
Rank95	INDIANA UNIVERSITY HEALTH INC	INDIANAPOLIS	IN	\$3,255,742,124	\$5,247,801,615
Rank96	AMERICAN NATIONAL RED CROSS	WASHINGTON	DC	\$3,235,813,750	\$3,791,643,231
Rank97	ADVENTIST HEALTH SYSTEM SUNBELT INC	ALTAMONTE SPG	FL	\$3,232,259,164	\$7,038,810,789
Rank98	SCRIPPS HEALTH	LA JOLLA	CA	\$3,216,121,032	\$3,992,344,001
Rank99	GENERAL ELECTRIC COMPANY INSURANCE PLAN TRUST CO V A DIAMANTE	STAMFORD	CT	\$3,188,895,316	\$1,120,683,540
Rank100	STANFORD HEALTH CARE	STANFORD	CA	\$3,104,900,997	\$4,666,877,348
Rank101	MONTEFIORE MEDICAL CENTER	BRONX	NY	\$3,070,692,885	\$3,035,262,235
Rank102	BAPTIST HEALTH OF SOUTH FLORIDA INC	CORAL GABLES	FL	\$3,066,084,866	\$3,669,023,898
Rank103	SUTTER HEALTH	SACRAMENTO	CA	\$3,017,615,460	\$5,062,427,843
Rank104	STATE CHARTERED CREDIT UNIONS IN	RALEIGH	NC	\$2,999,999,997	\$2,999,999,997
Rank105	RUSH UNIVERSITY MEDICAL CENTER	CHICAGO	IL	\$2,844,207,765	\$2,905,318,713
Rank106	THE JOHNS HOPKINS HOSPITAL	BALTIMORE	MD	\$2,826,105,466	\$3,031,685,560
Rank107	CALIFORNIA INSTITUTE OF TECHNOLOGY	PASADENA	CA	\$2,823,917,000	\$4,131,634,000
Rank108	SPECTRUM HEALTH SYSTEM GROUP RETURN	GRAND RAPIDS	MI	\$2,820,080,763	\$3,128,303,781
Rank109	SILICON VALLEY COMMUNITY FOUNDATION	MOUNTAIN VIEW	CA	\$2,772,261,499	\$3,931,040,119
Rank110	UNIVERSITY OF DELAWARE	NEWARK	DE	\$2,763,727,676	\$3,366,023,740
Rank111	UMASS MEMORIAL HEALTH CARE INC	WORCESTER	MA	\$2,759,187,032	\$2,152,708,574
Rank112	NORTHWESTERN MEMORIAL HEALTHCARE	CHICAGO	IL	\$2,753,296,653	\$5,364,670,376
Rank113	INTERNATIONAL BROTHERHOOD OF ELECTRICAL WORKERS	WASHINGTON	DC	\$2,745,622,348	\$2,060,345,102
Rank114	KAISER FOUNDATION HEALTH PLAN OF THE MID ATLANTIC STATES INC	OAKLAND	CA	\$2,697,627,645	\$1,201,017,659
Rank115	UCARE MINNESOTA	MINNEAPOLIS	MN	\$2,693,144,806	\$877,217,932
Rank116	VANGUARD CHARITABLE ENDOWMENT PROGRAM	MALVERN	PA	\$2,682,501,139	\$4,539,460,183
Rank117	NYU HOSPITALS CENTER	NEW YORK	NY	\$2,647,067,084	\$3,758,030,479
Rank118	TEXAS HEALTH RESOURCES	ARLINGTON	TX	\$2,638,417,874	\$3,778,224,317
Rank119	JOHN S AND JAMES L KNIGHT FOUNDATION INC	MIAMI	FL	\$2,624,533,899	\$2,286,101,150
Rank120	FRANCISCAN ALLIANCE INC	MISHAWAKA	IN	\$2,596,912,525	\$4,159,841,951
Rank121	YALE NEW HAVEN HOSPITAL	NEW HAVEN	CT	\$2,567,280,611	\$2,658,309,741
Rank122	UNIVERSITY OF TORONTO	CANADA		\$2,547,551,000	\$7,220,178,000
Rank123	CHANCELLOR MASTERS & SCHOLARS OF THE UNIV OF OXFORD	CARY	NC	\$2,533,038,324	\$6,414,531,593

Rank124	JPMORGAN CHASE VEBA TRUST FOR ACTIVE EMPLOYEES	NEW YORK	NY	\$2,508,242,625	\$23,760,033
Rank125	TRINITY HEALTH-MICHIGAN	LIVONIA	MI	\$2,491,839,281	\$3,119,780,142
Rank126	HENRY FORD HEALTH SYSTEM	DETROIT	MI	\$2,480,288,287	\$1,965,056,471
Rank127	WOODMEN OF THE WORLD LIFE INSURANCE SOCIETY	OMAHA	NE	\$2,479,007,093	\$10,067,532,555
Rank128	NATURE CONSERVANCY	ARLINGTON	VA	\$2,464,740,328	\$6,503,755,176
Rank129	MIAMI VALLEY HOSPITAL	DAYTON	OH	\$2,456,713,326	\$1,467,588,789
Rank130	THE JPB FOUNDATION	NEW YORK	NY	\$2,423,718,336	\$2,221,234,801
Rank131	VAN ANDEL INSTITUTE	GRAND RAPIDS	MI	\$2,421,424,778	\$1,239,128,618
Rank132	BANKAMERICA GROUP BENEFITS PROGRAM TR	DALLAS	TX	\$2,417,672,186	\$434,362,017
Rank133	NORTH SHORE UNIVERSITY HOSPITAL	WESTBURY	NY	\$2,402,479,357	\$1,952,851,897
Rank134	PEACEHEALTH	VANCOUVER	WA	\$2,389,647,201	\$3,466,898,309
Rank135	CREDIT UNIONS IN THE STATE OF ARIZONA	PHOENIX	AZ	\$2,383,890,220	\$4,968,318,792
Rank136	DORIS DUKE CHARITABLE FOUNDATION	NEW YORK	NY	\$2,382,533,493	\$1,859,405,732
Rank137	BOEING COMPANY VEBA MASTER TRUST	NEW YORK	NY	\$2,376,635,598	\$3,496,786
Rank138	SCAN HEALTH PLAN	LONG BEACH	CA	\$2,366,981,412	\$647,648,097
Rank139	COMMON FUND FOR NON-PROFIT ORGANIZATIONS	WILTON	CT	\$2,357,556,623	\$4,877,106,208
Rank140	BOY SCOUTS OF AMERICA	IRVING	TX	\$2,341,136,699	\$1,353,726,401
Rank141	UNIVERSITY HOSPITALS HEALTH SYSTEM INC	CLEVELAND	OH	\$2,327,281,400	\$3,338,270,000
Rank142	AMERICAN CHEMICAL SOCIETY	WASHINGTON	DC	\$2,305,570,549	\$1,290,819,393
Rank143	TRUSTEES OF BOSTON UNIVERSITY	BOSTON	MA	\$2,294,893,374	\$4,939,052,767
Rank144	INDIANA UNIVERSITY FOUNDATION	BLOOMINGTON	IN	\$2,285,393,814	\$2,596,501,499
Rank145	METROPLUS HEALTH PLAN INC	NEW YORK	NY	\$2,266,570,924	\$1,076,529,988
Rank146	AMERICAN BUREAU OF SHIPPING	HOUSTON	TX	\$2,252,404,215	\$1,505,123,153
Rank147	PROVIDENCE HEALTH PLAN	PORTLAND	OR	\$2,208,682,991	\$720,228,488
Rank148	SELECTHEALTH INC	MURRAY	UT	\$2,181,463,043	\$787,460,278
Rank149	PRAIRIE MEADOWS RACE TRACK & CASINO INC	ALTOONA	IA	\$2,171,929,479	\$118,029,004
Rank150	RICHARD KING MELLON FOUNDATION DTD 01-01-47	LIGONIER	PA	\$2,169,410,785	\$1,825,341,871
Rank151	DAVID AND LUCILE PACKARD FOUNDATION	LOS ALTOS	CA	\$2,161,342,538	\$6,902,501,278
Rank152	CHANCELLOR MASTERS AND SCHOLARS OF THE UNIVERSITY OF CAMBRIDGE	WEST NYACK	NY	\$2,149,875,816	\$7,031,015,722
Rank153	INOVA HEALTH CARE SERVICES	FALLS CHURCH	VA	\$2,146,968,047	\$3,772,297,581
Rank154	HARVARD PILGRIM HEALTH CARE INC	WELLESLEY	MA	\$2,142,477,807	\$878,795,837
Rank155	NATIONWIDE CHILDRENS HOSPITAL	COLUMBUS	OH	\$2,138,521,954	\$2,536,491,133
Rank156	FEEDING AMERICA	CHICAGO	IL	\$2,127,888,035	\$86,540,942
Rank157	CHILDRENS HOSPITAL MEDICAL CENTER	CINCINNATI	OH	\$2,119,399,893	\$3,415,522,609

Rank158	OPTIMA HEALTH PLAN	VIRGINIA BCH	VA	\$2,099,827,491	\$346,675,668
Rank159	SMITHSONIAN INSTITUTION OFFICE OF THE COMPTROLLER	WASHINGTON	DC	\$2,064,935,223	\$4,046,308,079
Rank160	UNIVERSITY OF MARYLAND MEDICAL SYSTEM CORPORATION	BALTIMORE	MD	\$2,054,529,926	\$3,244,090,766
Rank161	MEMORIAL HEALTH SERVICES GROUP RETURN	FOUNTAIN VLY	CA	\$2,050,080,532	\$1,703,513,785
Rank162	RHODE ISLAND HOSPITAL	PROVIDENCE	RI	\$2,012,031,508	\$1,309,249,253
Rank163	TEMPLE UNIVERSITY-OF THE COMMONWEALTH SYSTEM OF HIGHER EDUC	PHILADELPHIA	PA	\$2,010,406,000	\$2,925,571,000
Rank164	SWEDISH HEALTH SERVICES	SEATTLE	WA	\$2,005,797,667	\$3,583,615,343
Rank165	BAYCARE HEALTH SYSTEMS INC	CLEARWATER	FL	\$2,000,624,243	\$2,861,054,687
Rank166	DUKE UNIVERSITY	DURHAM	NC	\$1,999,999,998	\$1,999,999,998
Rank167	ST GEORGE CORPORATION	PALOS HEIGHTS	IL	\$1,979,434,939	\$614,902,177
Rank168	CHILDRENS HOSPITAL OF PHILADELPHIA	PHILADELPHIA	PA	\$1,973,336,002	\$3,169,666,991
Rank169	ORLANDO HEALTH INC	ORLANDO	FL	\$1,971,143,257	\$2,270,921,388
Rank170	CARNEGIE MELLON UNIVERSITY	PITTSBURGH	PA	\$1,952,620,632	\$2,849,099,580
Rank171	CASEY FAMILY PROGRAMS	SEATTLE	WA	\$1,951,558,042	\$1,874,434,281
Rank172	HEALTH ALLIANCE PLAN OF MICHIGAN	DETROIT	MI	\$1,949,582,146	\$607,788,706
Rank173	SOUTHWEST CATHOLIC HEALTH NETWORK CORPORATION	PHOENIX	AZ	\$1,947,908,176	\$333,466,761
Rank174	MOTION PICTURE H&W FUND	STUDIO CITY	CA	\$1,947,655,269	\$856,410,548
Rank175	TEXAS CHRISTIAN UNIVERSITY	FORT WORTH	TX	\$1,946,421,903	\$2,606,377,356
Rank176	EWING MARION KAUFFMAN FOUNDATION	KANSAS CITY	MO	\$1,944,061,407	\$1,865,074,066
Rank177	CATHOLIC HEALTH INITIATIVES	ENGLEWOOD	CO	\$1,938,582,991	\$8,344,042,829
Rank178	MVP HEALTH PLAN INC	SCHENECTADY	NY	\$1,936,340,855	\$591,340,430
Rank179	MOUNT SINAI HOSPITAL	NEW YORK	NY	\$1,936,225,774	\$2,597,240,985
Rank180	MAINE MEDICAL CENTER	PORTLAND	ME	\$1,934,425,044	\$1,156,161,439
Rank181	BROWN UNIVERSITY OF PROVIDENCE CONTROLLERS OFFICE	PROVIDENCE	RI	\$1,927,375,818	\$4,896,703,269
Rank182	PRESBYTERIAN HEALTHCARE SERVICES	ALBUQUERQUE	NM	\$1,925,940,438	\$2,531,397,127
Rank183	SENTARA HOSPITALS	NORFOLK	VA	\$1,919,010,532	\$1,139,263,060
Rank184	LEHIGH VALLEY HOSPITAL	ALLENTOWN	PA	\$1,911,690,247	\$1,639,527,510
Rank185	LONG ISLAND JEWISH MEDICAL CENTER	WESTBURY	NY	\$1,908,519,311	\$2,159,176,090
Rank186	UNITED PARCEL SERVICE HEALTH AND WELFARE PLAN TR	ATLANTA	GA	\$1,903,074,640	\$4,717,469
Rank187	LEHIGH UNIVERSITY	BETHLEHEM	PA	\$1,901,586,820	\$2,119,146,332
Rank188	MULTICARE HEALTH SYSTEMS	TACOMA	WA	\$1,898,848,327	\$2,986,450,066
Rank189	OSF HEALTHCARE SYSTEM	PEORIA	IL	\$1,896,415,307	\$2,485,641,264
Rank190	SUTTER HEALTH SACRAMENTO SIERRA REGION	SACRAMENTO	CA	\$1,886,897,271	\$1,738,079,830
Rank191	UNIVERSITY HEALTH NETWORK	LONGMEADOW	MA	\$1,883,283,807	\$1,795,960,199
Rank192	ST ELIZABETH MEDICAL CENTER	EDGEWOOD	KY	\$1,877,972,561	\$1,245,042,638

	INC				
Rank193	MISSOURI FOUNDATION FOR HEALTH	SAINT LOUIS	MO	\$1,872,668,240	\$1,105,613,100
Rank194	JOHN TEMPLETON FOUNDATION	WEST CONSHOHOCKEN	PA	\$1,866,137,917	\$3,359,677,247
Rank195	GEORGETOWN UNIVERSITY	WASHINGTON	DC	\$1,861,929,563	\$2,918,323,900
Rank196	SCHWAB CHARITABLE FUND	SAN FRANCISCO	CA	\$1,858,309,238	\$6,437,214,367
Rank197	CARILION MEDICAL CENTER	ROANOKE	VA	\$1,856,246,897	\$1,065,046,581
Rank198	J PAUL GETTY TRUST	LOS ANGELES	CA	\$1,845,530,279	\$10,135,664,990
Rank199	CONFERENCE ON JEWISH MATERIAL CLAIMS AGAINST GERMANY	NEW YORK	NY	\$1,822,344,626	\$1,017,230,713
Rank200	NORTHSHORE UNIVERSITY HEALTHSYSTEM	EVANSTON	IL	\$1,818,843,198	\$3,036,512,925
Rank201	TRUSTEES OF TUFTS COLLEGE	SOMERVILLE	MA	\$1,813,996,231	\$3,160,314,114
Rank202	ANN & ROBERT H LURIE CHILDRENS HOSPITAL OF CHICAGO	CHICAGO	IL	\$1,812,362,706	\$2,195,275,694
Rank203	CHILDRENS HOSPITAL CORPORATION	BOSTON	MA	\$1,793,772,617	\$4,026,419,766
Rank204	GLOBAL HEALTH SOLUTIONS INC	DECATUR	GA	\$1,790,885,365	\$2,354,303
Rank205	NORTHSIDE HOSPITAL INC	ATLANTA	GA	\$1,770,509,772	\$1,339,872,843
Rank206	CHRISTIANA CARE HEALTH SERVICES INC	WILMINGTON	DE	\$1,753,185,226	\$2,523,303,432
Rank207	YORK HOSPITAL	YORK	PA	\$1,747,010,939	\$1,153,113,621
Rank208	ST LUKES REGIONAL MEDICAL CENTER	BOISE	ID	\$1,738,496,498	\$1,302,029,685
Rank209	LIBERTY UNIVERSITY INC	LYNCHBURG	VA	\$1,737,409,392	\$1,847,567,734
Rank210	ATLANTIC HEALTH SYSTEM INC	MORRISTOWN	NJ	\$1,734,987,844	\$2,125,198,384
Rank211	JEWISH COMMUNAL FUND	NEW YORK	NY	\$1,728,833,482	\$1,300,271,118
Rank212	GEORGE WASHINGTON UNIVERSITY	ASHBURN	VA	\$1,726,524,070	\$3,782,212,197
Rank213	GEISINGER HEALTH PLAN	DANVILLE	PA	\$1,725,396,866	\$396,304,964
Rank214	PROVIDENCE HEALTH SYSTEM-SOUTHERN CALIFORNIA	SEATTLE	WA	\$1,724,724,506	\$5,581,007,297
Rank215	MODERN WOODMEN OF AMERICA	ROCK ISLAND	IL	\$1,711,501,686	\$13,398,445,743
Rank216	NATIONAL ASSOCIATION OF LETTER CARRIERS	WASHINGTON	DC	\$1,707,072,835	\$925,516,994
Rank217	MEMORIAL HEALTH SYSTEM	SPRINGFIELD	IL	\$1,694,392,516	\$935,250,593
Rank218	SUTTER WEST BAY HOSPITALS	SAN FRANCISCO	CA	\$1,691,210,053	\$1,783,161,518
Rank219	CATHOLIC HEALTH INITIATIVES COLORADO	ENGLEWOOD	CO	\$1,690,124,229	\$1,789,639,759
Rank220	BOSTON COLLEGE TRUSTEES	CHESTNUT HILL	MA	\$1,686,272,257	\$4,099,479,135
Rank221	WRITERS GUILD-INDUSTRY HEALTH FUND	BURBANK	CA	\$1,675,272,073	\$280,312,982
Rank222	OAKWOOD HEALTHCARE INC	DEARBORN	MI	\$1,674,975,972	\$1,119,730,666
Rank223	THE MEDICAL COLLEGE OF WISCONSIN INC	MILWAUKEE	WI	\$1,666,495,990	\$1,828,250,839
Rank224	METHODIST HEALTHCARE-MEMPHIS	MEMPHIS	TN	\$1,665,870,168	\$953,093,157
Rank225	PALO ALTO MEDICAL	MOUNTAIN VIEW	CA	\$1,661,152,093	\$1,498,067,689

	FOUNDATION FOR HEALTH CARE RESEARCH & EDUCATION				
Rank226	MEDICA HEALTH PLANS	MINNETONKA	MN	\$1,652,886,943	\$686,464,242
Rank227	BAYLOR COLLEGE OF MEDICINE	HOUSTON	TX	\$1,651,741,355	\$2,636,597,273
Rank228	ICAHN SCHOOL OF MEDICINE AT MOUNT SINAI	NEW YORK	NY	\$1,650,143,474	\$2,280,446,792
Rank229	AMERICAN ELECTRIC POWER SYSTEM EMPLOYEES BENEFIT TR	PITTSBURGH	PA	\$1,633,434,999	\$38,556,083
Rank230	THOMAS JEFFERSON UNIVERSITY HOSPITAL	PHILADELPHIA	PA	\$1,631,163,421	\$1,535,753,867
Rank231	MANAGED HEALTH INC	NEW YORK	NY	\$1,618,599,531	\$494,542,039
Rank232	ANNE RAY CHARITABLE TRUST	EDEN PRAIRIE	MN	\$1,618,148,489	\$3,824,657,231
Rank233	CITY UNIVERSITY CONSTRUCTION FUND	NEW YORK	NY	\$1,614,186,948	\$57,943,606
Rank234	DELTA DENTAL PLAN OF MICHIGAN	OKEMOS	MI	\$1,612,452,948	\$569,056,072
Rank235	MERIDIAN HEALTH SYSTEM INC	NEPTUNE	NJ	\$1,610,180,887	\$2,186,332,852
Rank236	UNIVERSITY OF PITTSBURGH	PITTSBURGH	PA	\$1,602,759,761	\$3,113,951,978
Rank237	MARGARET A CARGILL FOUNDATION	EDEN PRAIRIE	MN	\$1,600,849,464	\$3,094,112,687
Rank238	VNS CHOICE	NEW YORK	NY	\$1,589,294,994	\$274,275,132
Rank239	INDEPENDENT HEALTH ASSOCIATION INC	BUFFALO	NY	\$1,583,430,574	\$738,416,788
Rank240	TOLEDO HOSPITAL	TOLEDO	OH	\$1,582,027,344	\$1,426,475,465
Rank241	UPMC	PITTSBURGH	PA	\$1,565,789,585	\$5,461,213,493
Rank242	UNIVERSITY OF DAYTON	DAYTON	OH	\$1,561,131,840	\$1,431,406,505
Rank243	CHRISTUS HEALTH	IRVING	TX	\$1,557,959,571	\$2,312,245,452
Rank244	HACKENSACK UNIVERSITY MEDICAL CENTER	HACKENSACK	NJ	\$1,551,105,376	\$1,717,491,370
Rank245	PGA TOUR INC	PONTE VEDRA	FL	\$1,549,571,629	\$2,159,258,857
Rank246	PALOS COMMUNITY HOSPITAL	PALOS HEIGHTS	IL	\$1,548,526,047	\$830,546,184
Rank247	COLORADO SEMINARY	DENVER	CO	\$1,546,317,028	\$1,463,002,918
Rank248	BETH ISRAEL DEACONESS MEDICAL CENTER INC	BOSTON	MA	\$1,541,882,716	\$1,578,043,747
Rank249	CAPITAL DISTRICT PHYSICIANS HEALTH PLAN INC	ALBANY	NY	\$1,540,791,464	\$526,345,828
Rank250	CALIFORNIA ACADEMY OF SCIENCE	SAN FRANCISCO	CA	\$1,531,818,635	\$854,823,393
Rank251	WILLIAM MARSH RICE UNIVERSITY	HOUSTON	TX	\$1,524,562,955	\$7,333,606,892
Rank252	MILTON HERSHEY SCHOOL & SCHOOL TRUST	HERSHEY	PA	\$1,524,309,392	\$12,096,560,849
Rank253	HARTFORD HOSPITAL	HARTFORD	CT	\$1,523,912,886	\$1,295,534,541
Rank254	RESEARCH FOUNDATION FOR THE STATE UNIVERSITY OF NEW YORK	ALBANY	NY	\$1,514,296,693	\$711,530,152
Rank255	NORTON HOSPITALS INC	LOUISVILLE	KY	\$1,508,872,926	\$1,238,589,907
Rank256	SENTARA HEALTHCARE	NORFOLK	VA	\$1,505,795,547	\$3,142,479,782
Rank257	RAILROAD EMPLOYEES NATIONAL HEALTH AND WELFARE PLAN TRUST	ARLINGTON	VA	\$1,503,492,493	\$348,490,797
Rank258	UNIVERSITY OF VIRGINIA	CHARLOTTESVIL	VA	\$1,501,233,807	\$7,053,196,549



	INVESTMENT MANAGEMENT COMPANY	LE			
Rank259	GROUP HEALTH PLAN INC	MINNEAPOLIS	MN	\$1,499,467,713	\$852,685,946
Rank260	UNIVERSITY OF CHICAGO MEDICAL CENTER	CHICAGO	IL	\$1,497,053,405	\$2,657,042,492
Rank261	MANAGEMENT-ILA MANAGED HEALTHCARE EMPLOYEE BENEFITS TR	NEW YORK	NY	\$1,491,659,693	\$895,649,191
Rank262	EMORY	ATLANTA	GA	\$1,491,071,267	\$507,935,787
Rank263	NEIGHBORHOOD HEALTH PLAN	CHARLESTOWN	MA	\$1,489,819,931	\$349,209,499
Rank264	TEXAS CHILDRENS HOSPITAL	HOUSTON	TX	\$1,487,289,686	\$3,834,027,324
Rank265	LOMA LINDA UNIVERSITY	LOMA LINDA	CA	\$1,485,665,784	\$1,210,941,136
Rank266	MARSHFIELD CLINIC INC	MARSHFIELD	WI	\$1,465,040,455	\$1,040,642,079
Rank267	AMERICAN LEBANESE SYRIAN ASSOC CHAR INC	MEMPHIS	TN	\$1,461,102,657	\$3,356,369,439
Rank268	WAKEMED	RALEIGH	NC	\$1,460,662,374	\$1,401,033,136
Rank269	FLORIDA HEALTH SCIENCES CENTER INC	TAMPA	FL	\$1,457,733,374	\$1,491,356,417
Rank270	THE METROPOLITAN MUSEUM OF ART	NEW YORK	NY	\$1,451,845,308	\$3,730,862,724
Rank271	BETH ISRAEL MEDICAL CENTER	NEW YORK	NY	\$1,449,719,200	\$1,357,166,141
Rank272	THE CHILDRENS HOSPITAL OF PHILADELPHIA FOUNDATION	PHILADELPHIA	PA	\$1,447,102,227	\$1,575,437,496
Rank273	INTERNATIONAL COMMITTEE OF THE RED CROSS	SWITZERLAND		\$1,445,743,038	\$1,351,321,565
Rank274	NATIONAL ELEVATOR INDUSTRY HEALTH BENEFIT PLAN	NEWTOWN SQ	PA	\$1,443,666,231	\$1,216,472,693
Rank275	1199 NATIONAL BENEFIT FUND FOR HOSPITAL & HUMAN SERVICE EMPLOYEES	NEW YORK	NY	\$1,442,328,798	\$781,132,831
Rank276	FALLON COMMUNITY HEALTH PLAN INC	WORCESTER	MA	\$1,435,241,584	\$433,899,893
Rank277	BAYLOR UNIVERSITY MEDICAL CENTER	DALLAS	TX	\$1,428,208,205	\$2,075,067,863
Rank278	ALLIANT CREDIT UNION	CHICAGO	IL	\$1,421,910,984	\$8,151,987,438
Rank279	PENSION COMM JOINT INDUSTRY BOARD OF THE ELECTRICAL INDUSTRY	FLUSHING	NY	\$1,420,809,667	\$628,476,287
Rank280	THE EVANGELICAL LUTHERAN GOOD SAMARITAN SOCIETY	SIOUX FALLS	SD	\$1,420,287,292	\$1,646,887,969
Rank281	ST LOUIS UNIVERSITY	SAINT LOUIS	MO	\$1,419,371,682	\$2,104,114,961
Rank282	JOHN MUIR HEALTH	WALNUT CREEK	CA	\$1,414,214,215	\$2,419,203,102
Rank283	HEALTHPARTNERS INC	MINNEAPOLIS	MN	\$1,401,201,097	\$708,813,265
Rank284	NORTHEASTERN UNIVERSITY	BOSTON	MA	\$1,398,992,273	\$2,652,261,000
Rank285	WEA INSURANCE CORPORATION	MADISON	WI	\$1,396,519,131	\$723,052,183
Rank286	UNIVERSITY OF VERMONT MEDICAL CENTER INC	BURLINGTON	VT	\$1,395,614,303	\$1,155,937,299
Rank287	TRUSTEES FOR HARVARD UNIVERSITY	CAMBRIDGE	MA	\$1,389,580,247	\$1,169,058,938
Rank288	FEDERATION INTERNATIONALE DE FOOTBALL ASSOCIATION	SWITZERLAND		\$1,385,992,645	\$3,164,820,834
Rank289	MITRE CORPORATION	BEDFORD	MA	\$1,385,688,000	\$659,716,000
Rank290	SYRACUSE UNIVERSITY	SYRACUSE	NY	\$1,384,895,799	\$2,656,991,491

Rank291	GERALD R JORDAN JR FOUNDATION	BOSTON	MA	\$1,384,743,483	\$32,294,385
Rank292	KAISER FOUNDATION HEALTH PLAN OF GEORGIA INC	OAKLAND	CA	\$1,384,345,683	\$521,720,690
Rank293	GUARANTY ASSOCIATION BENEFITS COMPANY	JACKSONVILLE	IL	\$1,373,600,547	\$1,571,042,873
Rank294	BOSTON MEDICAL CENTER HEALTH PLAN INC	BOSTON	MA	\$1,372,748,755	\$356,082,737
Rank295	GOTHIC CORPORATION	DURHAM	NC	\$1,371,507,609	\$6,087,476,970
Rank296	CENTRA HEALTH INC	LYNCHBURG	VA	\$1,369,635,635	\$854,632,293
Rank297	UNITED FOOD & COMMERCIAL WORKERS UNIONS & FOOD EMPLOYERS BEN FUND	CYPRESS	CA	\$1,364,166,580	\$312,144,351
Rank298	UC HEALTH LLC	CINCINNATI	OH	\$1,345,809,810	\$0
Rank299	HOWARD UNIVERSITY	WASHINGTON	DC	\$1,345,503,000	\$1,532,775,000
Rank300	GAVI ALLIANCE	WASHINGTON	DC	\$1,344,921,901	\$5,117,871,247
Rank301	HMO MINNESOTA	SAINT PAUL	MN	\$1,337,938,392	\$629,788,655
Rank302	RIVERSIDE HEALTHCARE ASSOCIATION INC	NEWPORT NEWS	VA	\$1,336,231,877	\$820,144,079
Rank303	PENNSYLVANIA EMPLOYEES BENEFIT	HARRISBURG	PA	\$1,336,228,386	\$401,282,958
Rank304	NOVANT HEALTH INC	WINSTON SALEM	NC	\$1,335,756,582	\$3,023,715,011
Rank305	EASTERN MAINE HEALTHCARE SYSTEMS	BREWER	ME	\$1,333,976,851	\$786,477,975
Rank306	SUMMA HEALTH GROUP RETURN	AKRON	OH	\$1,326,232,013	\$1,221,959,811
Rank307	VEBA FOR RETIREES OF KAISER ALUMINUM	PITTSBURGH	PA	\$1,323,656,148	\$720,288,333
Rank308	ATRIUS HEALTH INC	NEWTON	MA	\$1,323,635,733	\$616,689,570
Rank309	ST VINCENT HOSPITAL & HEALTH CARE	INDIANAPOLIS	IN	\$1,319,382,322	\$1,130,211,336
Rank310	THE NEMOURS FOUNDATION	JACKSONVILLE	FL	\$1,319,129,465	\$1,724,198,457
Rank311	CHILDRENS HEALTHCARE OF ATLANTA INC	ATLANTA	GA	\$1,317,040,754	\$2,915,482,538
Rank312	AFFINITY HEALTH PLAN INC	BRONX	NY	\$1,304,086,289	\$279,784,162
Rank313	BILLINGS CLINIC	BILLINGS	MT	\$1,299,990,646	\$664,984,296
Rank314	CHILDRENS HOSPITAL OF LOS ANGELES	LOS ANGELES	CA	\$1,292,972,937	\$1,714,611,002
Rank315	SEVENTH-DAY ADVENTISTS LOMA LINDA UNIVERSITY MEDICAL CENTER INC	LOMA LINDA	CA	\$1,288,000,186	\$1,307,654,577
Rank316	NORTH CAROLINA BAPTIST HOSPITAL	WINSTON SALEM	NC	\$1,287,582,255	\$1,812,990,944
Rank317	SHANDS TEACHING HOSPITAL AND CLINICS INC	GAINESVILLE	FL	\$1,283,196,130	\$1,825,787,137
Rank318	THE WALLACE FOUNDATION	NEW YORK	NY	\$1,280,576,714	\$1,514,962,198
Rank319	FIDELITY NON-PROFIT MANAGEMENT FOUNDATION	SALEM	NH	\$1,280,261,607	\$1,023,458,134
Rank320	ALFRED P SLOAN FOUNDATION	NEW YORK	NY	\$1,278,973,901	\$1,277,998,148
Rank321	WILLIE ROSS FOUNDATION	CANOGA PARK	CA	\$1,267,750,001	\$362,224
Rank322	COMMUNICATIONS WORKERS OF AMERICA	WASHINGTON	DC	\$1,261,921,366	\$622,029,860
Rank323	SHARP HEALTHCARE	SAN DIEGO	CA	\$1,259,956,898	\$1,947,347,894

Rank324	SOUTHERN CALIFORNIA EDISON CO VEBA REPRESENTED TRUST	ROSEMEAD	CA	\$1,259,634,327	\$1,115,064,801
Rank325	EPISCOPAL HEALTH FOUNDATION	HOUSTON	TX	\$1,258,401,418	\$1,134,998,478
Rank326	CENTRAL ELECTRIC POWER COOPERATIVE INC	COLUMBIA	SC	\$1,254,865,423	\$350,307,979
Rank327	SOUTHEASTERN CONFERENCE	BIRMINGHAM	AL	\$1,250,762,328	\$49,507,025
Rank328	PATIENT ACCESS NETWORK FOUNDATION	WASHINGTON	DC	\$1,242,295,849	\$586,880,848
Rank329	AMERICAN CANCER SOCIETY INC	ATLANTA	GA	\$1,240,454,891	\$1,878,381,083
Rank330	KROGER CO HEALTH AND WELFARE BENEFIT TR FOR COLLECTIVELY-BARGAI	CINCINNATI	OH	\$1,237,354,975	\$1
Rank331	THE ADMINISTRATORS OF THE TULANE EDUCATIONAL FUND	NEW ORLEANS	LA	\$1,236,397,000	\$2,358,332,000
Rank332	NORTH CAROLINA ELECTRIC MEMBERSHIP CORPORATION	RALEIGH	NC	\$1,230,282,592	\$1,766,155,702
Rank333	MOUNT CARMEL HEALTH SYSTEM	COLUMBUS	OH	\$1,224,126,938	\$1,801,724,954
Rank334	MICHIGAN EDUCATION SPECIAL SERVICES ASSOCIATION	EAST LANSING	MI	\$1,220,680,183	\$626,691,813
Rank335	YESHIVA UNIVERSITY	NEW YORK	NY	\$1,212,845,135	\$2,069,067,380
Rank336	KALEIDA HEALTH	BUFFALO	NY	\$1,198,810,323	\$1,120,308,222
Rank337	CONRAD N HILTON FOUNDATION	AGOURA HILLS	CA	\$1,197,736,969	\$2,430,790,416
Rank338	LESTER E COX MEDICAL CENTER	SPRINGFIELD	MO	\$1,196,966,112	\$1,345,753,808
Rank339	UNIVERSITY OF WISCONSIN FOUNDATION	MADISON	WI	\$1,195,740,588	\$3,100,909,316
Rank340	FRANCISCAN HEALTH SYSTEM	TACOMA	WA	\$1,190,702,787	\$894,842,205
Rank341	SUTTER EAST BAY HOSPITALS	BERKELEY	CA	\$1,187,691,325	\$1,015,572,782
Rank342	EDUCATIONAL TESTING SERVICE	PRINCETON	NJ	\$1,186,472,096	\$941,669,696
Rank343	LOYOLA UNIVERSITY MEDICAL CENTER	MAYWOOD	IL	\$1,184,423,351	\$1,058,433,799
Rank344	MERCY HOSPITALS EAST COMMUNITIES	SAINT LOUIS	MO	\$1,179,976,640	\$990,908,266
Rank345	SSM ST CLARE HEALTH CENTER	ST LOUIS	MO	\$1,179,575,580	\$834,067,599
Rank346	GEORGE LUCAS FAMILY FOUNDATION	SAN RAFAEL	CA	\$1,178,107,524	\$1,156,472,634
Rank347	ST LUKES ROOSEVELT HOSPITAL CENTER	NEW YORK	NY	\$1,173,532,137	\$897,497,021
Rank348	PARTNERSHIP FOR SUPPLY CHAIN MANAGEMENT INC	ARLINGTON	VA	\$1,173,336,034	\$463,843,945
Rank349	THE MIRIAM HOSPITAL	PROVIDENCE	RI	\$1,172,783,097	\$439,298,535
Rank350	NORTH MISSISSIPPI MEDICAL CENTER INC	TUPELO	MS	\$1,168,167,063	\$958,176,857
Rank351	PITT COUNTY MEMORIAL HOSPITAL INC	GREENVILLE	NC	\$1,167,952,595	\$1,099,428,443
Rank352	COOPER HEALTH SYSTEMS	CAMDEN	NJ	\$1,165,726,484	\$909,523,123
Rank353	FROEDTERT MEMORIAL LUTHERAN HOSPITAL INC	MILWAUKEE	WI	\$1,165,038,574	\$750,311,379
Rank354	FROEDTERT HEALTH INC	MILWAUKEE	WI	\$1,163,200,740	\$1,698,647,616
Rank355	MANHATTAN AND BRONX SURFACE TRANSIT OPERATING AUTHORITY	NEW YORK	NY	\$1,160,373,522	\$1,868,677,082

Rank356	BAPTIST HOSPITAL OF MIAMI INC	MIAMI	FL	\$1,148,276,092	\$494,537,700
Rank357	HAWAII PACIFIC HEALTH GROUP RETURN	HONOLULU	HI	\$1,144,234,048	\$720,108,195
Rank358	PALMETTO HEALTH	COLUMBIA	SC	\$1,144,219,230	\$1,660,519,828
Rank359	MAIN LINE HOSPITALS INC	BRYN MAWR	PA	\$1,144,098,028	\$2,302,251,219
Rank360	LUCILE SALTER PACKARD CHILDRENS HOSPITAL AT STANFORD	PALO ALTO	CA	\$1,138,669,218	\$2,610,509,922
Rank361	AMERICAN HEART ASSOCIATION INC	DALLAS	TX	\$1,134,072,852	\$1,248,170,996
Rank362	HARVARD PRIVATE CAPITAL HOLDINGS INC	BOSTON	MA	\$1,133,396,388	\$3,590,891,578
Rank363	POMONA COLLEGE	CLAREMONT	CA	\$1,129,621,535	\$2,818,129,750
Rank364	THE ROTARY FOUNDATION OF ROTARY INTERNATIONAL	EVANSTON	IL	\$1,128,350,746	\$1,038,075,482
Rank365	LOYOLA UNIVERSITY	NEW ORLEANS	LA	\$1,127,546,001	\$605,719,061
Rank366	DANA-FARBER CANCER INSTITUTE	BOSTON	MA	\$1,121,897,595	\$1,950,186,370
Rank367	SEATTLE CHILDRENS HOSPITAL	SEATTLE	WA	\$1,120,942,026	\$2,010,084,492
Rank368	SWARTHMORE COLLEGE	SWARTHMORE	PA	\$1,118,350,503	\$2,340,785,000
Rank369	SCOTT & WHITE MEMORIAL HOSPITAL	TEMPLE	TX	\$1,117,889,344	\$1,251,155,883
Rank370	UNITE HERE HEALTH	AURORA	IL	\$1,116,757,793	\$526,649,830
Rank371	ALBERT EINSTEIN HEALTHCARE NETWORK GROUP LETTER RULING	PHILADELPHIA	PA	\$1,115,899,315	\$1,356,457,632
Rank372	UNIVERSITY OF WESTERN ONTARIO	CANADA		\$1,111,646,283	\$2,507,693,558
Rank373	CHILDRENS MEDICAL CENTER OF DALLAS	DALLAS	TX	\$1,111,266,701	\$2,410,473,260
Rank374	CHARLESTON AREA MEDICAL CENTER INC	CHARLESTON	WV	\$1,107,844,729	\$889,754,010
Rank375	WASHINGTON HOSPITAL CENTER CORPORATION	COLUMBIA	MD	\$1,107,709,256	\$559,734,611
Rank376	PRESENCE HOSPITALS PRV	FRANKFORT	IL	\$1,104,334,849	\$801,911,028
Rank377	BUILDING SERVICE 32B-J HEALTH FUND	NEW YORK	NY	\$1,103,794,725	\$841,540,051
Rank378	GOLDMAN SACHS PHILANTHROPY FUND	JERSEY CITY	NJ	\$1,103,232,352	\$770,856,701
Rank379	NATIONAL RURAL UTILITIES COOPERATIVE FINANCE CORP	DULLES	VA	\$1,094,861,665	\$22,179,066,737
Rank380	METHODIST HOSPITAL GROUP	HOUSTON	TX	\$1,092,646,270	\$1,996,033,304
Rank381	MAYO CLINIC	SCOTTSDALE	AZ	\$1,085,283,526	\$1,035,808,417
Rank382	DELTA DENTAL OF WASHINGTON	SEATTLE	WA	\$1,084,477,896	\$264,323,604
Rank383	SHARP MEMORIAL HOSPITAL	SAN DIEGO	CA	\$1,082,922,018	\$1,623,901,282
Rank384	FORSYTH MEMORIAL HOSPITAL INC	WINSTON SALEM	NC	\$1,075,713,502	\$1,060,812,977
Rank385	DENTAL BENEFIT PLANS OF MINNESOTA	MINNEAPOLIS	MN	\$1,072,610,126	\$454,345,891
Rank386	DREXEL UNIVERSITY	PHILADELPHIA	PA	\$1,071,770,462	\$1,533,325,554
Rank387	MAYO CLINIC	ROCHESTER	MN	\$1,069,644,456	\$1,805,591,504
Rank388	LANCASTER GENERAL HOSPITAL	LANCASTER	PA	\$1,064,596,253	\$740,286,511

Rank389	NORTHROP GRUMMAN VEBA MASTER TRUST I	QUINCY	MA	\$1,064,268,829	\$264,627,003
Rank390	HEALTH PARTNERS PLANS INC	PHILADELPHIA	PA	\$1,064,251,755	\$306,844,422
Rank391	MAIMONIDES MEDICAL CENTER-	BROOKLYN	NY	\$1,063,848,696	\$1,034,850,447
Rank392	TRINITY HEALTH CORPORATION	LIVONIA	MI	\$1,062,087,013	\$6,825,272,667
Rank393	UNIVERSITY OF ILLINOIS FOUNDATION	URBANA	IL	\$1,061,807,527	\$1,960,546,844
Rank394	MARY HITCHCOCK MEMORIAL HOSPITAL	LEBANON	NH	\$1,061,670,869	\$1,331,158,473
Rank395	WORLD VISION	FEDERAL WAY	WA	\$1,059,214,308	\$241,699,325
Rank396	CHILDRENS MERCY HOSPITAL	KANSAS CITY	MO	\$1,057,908,303	\$1,291,671,043
Rank397	MEDICAL CENTER OF CENTRAL GEORGIA INC	MACON	GA	\$1,050,562,997	\$1,228,902,798
Rank398	GRADY MEMORIAL HOSPITAL CORPORATION	ATLANTA	GA	\$1,047,463,525	\$652,202,975
Rank399	GEISINGER MEDICAL CENTER	DANVILLE	PA	\$1,047,158,645	\$805,641,435
Rank400	CUMBERLAND COUNTY HOSPITAL SYSTEM INC	FAYETTEVILLE	NC	\$1,046,532,901	\$935,749,959
Rank401	ARIZONA STATE UNIVERSITY FOUNDATION FOR A NEW AMERICAN UNIVERSITY	TEMPE	AZ	\$1,044,747,994	\$940,081,141
Rank402	TORRANCE MEMORIAL MEDICAL CENTER	TORRANCE	CA	\$1,044,039,266	\$1,077,650,000
Rank403	WALTON FAMILY FOUNDATION INC	BENTONVILLE	AR	\$1,030,558,370	\$1,771,517,963
Rank404	VIRGINIA MASON MEDICAL CENTER	SEATTLE	WA	\$1,030,382,206	\$1,099,249,971
Rank405	RADY CHILDRENS HOSPITAL-SAN DIEGO	SAN DIEGO	CA	\$1,028,974,729	\$1,474,471,085
Rank406	SECURITY HEALTH PLAN OF WISCONSIN INC	MARSHFIELD	WI	\$1,028,649,750	\$311,385,087
Rank407	ARIA HEALTH	PHILADELPHIA	PA	\$1,027,955,562	\$684,740,905
Rank408	HARVARD PRIVATE CAPITAL REALTY INC	BOSTON	MA	\$1,025,487,708	\$5,061,301,899
Rank409	CENTRAL IOWA HOSPITAL CORPORATION	DES MOINES	IA	\$1,024,362,758	\$919,259,212
Rank410	BOSTON MEDICAL CENTER CORPORATION	BOSTON	MA	\$1,023,589,002	\$1,862,453,000
Rank411	SOUTHERN METHODIST UNIVERSITY	DALLAS	TX	\$1,022,537,970	\$2,575,759,014
Rank412	CAPITAL HEALTH PLAN INC	TALLAHASSEE	FL	\$1,019,764,397	\$462,307,789
Rank413	CHILDRENS HOSPITAL	WASHINGTON	DC	\$1,019,730,769	\$1,012,567,155
Rank414	NATIONAL ACADEMY OF SCIENCES	WASHINGTON	DC	\$1,009,427,032	\$1,274,243,062
Rank415	THE NEW SCHOOL	NEW YORK	NY	\$1,006,921,865	\$1,021,664,325
Rank416	UNITED STEELWORKERS	PITTSBURGH	PA	\$1,004,586,369	\$598,109,924
Rank417	PORTERCARE ADVENTIST HEALTH SYSTEM	DENVER	CO	\$1,004,167,947	\$1,415,367,426
Rank418	CREDIT UNIONS IN THE STATE OF CALIFORNIA	PASADENA	CA	\$1,003,688,026	\$2,476,046,595
Rank419	AMERICAN MUNICIPAL POWER INC	COLUMBUS	OH	\$1,003,417,711	\$5,626,937,744
Rank420	UNIVERSITY HEALTH SYSTEM INC	KNOXVILLE	TN	\$1,002,737,461	\$570,859,892

Rank421	OUR LADY OF THE LAKE REGIONAL MEDICAL CENTER	BATON ROUGE	LA	\$1,002,688,525	\$1,556,258,719
Rank422	WINTHROP-UNIVERSITY HOSPITAL ASSOCIATION	MINEOLA	NY	\$997,701,480	\$866,348,177
Rank423	AMERICAN POSTAL WORKERS UNION	GLEN BURNIE	MD	\$995,046,196	\$302,391,155
Rank424	AMERICAN UNIVERSITY	WASHINGTON	DC	\$990,975,218	\$1,548,811,055
Rank425	SOUTHERN BAPTIST HOSPITAL OF FLORIDA INC	JACKSONVILLE	FL	\$990,264,173	\$1,978,471,000
Rank426	MISSION HOSPITAL INC	ASHEVILLE	NC	\$989,544,162	\$1,031,420,160
Rank427	INTERNATIONAL TRUCK & ENGINE CORP RETIREE SUPPLEMENTAL BENEFIT TR	RICHMOND HTS	OH	\$989,376,899	\$494,159,263
Rank428	MAYO CLINIC	ROCHESTER	MN	\$989,100,186	\$1,405,809,033
Rank429	CATERPILLAR INC GROUP INSURANCE MASTER TRUST AGREEMENT	CHICAGO	IL	\$986,020,439	\$791,448,916
Rank430	CHARLES STEWART MOTT FOUNDATION	FLINT	MI	\$982,115,584	\$2,583,992,015
Rank431	BOILERMAKERS NATIONAL HEALTH & WELFARE FUND	KANSAS CITY	KS	\$980,890,817	\$859,040,618
Rank432	GREATER KANSAS CITY COMMUNITY FOUNDATION	KANSAS CITY	MO	\$977,918,625	\$2,151,222,919
Rank433	UNITED STUDENT AID FUNDS INC	INDIANAPOLIS	IN	\$977,488,310	\$1,288,047,474
Rank434	CHP OF WASHINGTON	SEATTLE	WA	\$977,308,762	\$376,921,612
Rank435	WILLIS-KNIGHTON MEDICAL CENTER	SHREVEPORT	LA	\$977,195,482	\$1,094,232,338
Rank436	AURORA HEALTH CARE INC	MILWAUKEE	WI	\$975,866,524	\$2,132,751,312
Rank437	UNITED JEWISH APPEAL FEDERATION OF JEWISH PHILANTHROPIES OF NY INC	NEW YORK	NY	\$975,441,000	\$1,382,638,000
Rank438	BOYCE THOMPSON INSTITUTE FOR PLANT RESEARCH INC	ITHACA	NY	\$975,017,069	\$104,102,629
Rank439	FORDHAM UNIVERSITY CONTROLLERS OFFICE	BRONX	NY	\$974,124,064	\$1,877,208,238
Rank440	TEMPLE UNIVERSITY HOSPITAL INC	PHILADELPHIA	PA	\$970,062,422	\$684,930,096
Rank441	PURDUE RESEARCH FOUNDATION	W LAFAYETTE	IN	\$966,062,940	\$2,817,359,885
Rank442	MERCY HOSPITAL SPRINGFIELD	SPRINGFIELD	MO	\$964,392,669	\$513,051,318
Rank443	PARTNERS HEALTHCARE SYSTEM INC	CHARLESTOWN	MA	\$961,678,677	\$4,249,396,529
Rank444	JAMES IRVINE FOUNDATION	SAN FRANCISCO	CA	\$961,028,955	\$1,539,281,841
Rank445	ROCHESTER INSTITUTE OF TECHNOLOGY	ROCHESTER	NY	\$960,529,997	\$1,711,097,571
Rank446	NATIONAL COLLEGIATE ATHLETIC ASSOCIATION	INDIANAPOLIS	IN	\$955,720,429	\$928,316,385
Rank447	TEXAS SCOTTISH RITE HOSPITAL FOR CRIPPLED CHILDREN	DALLAS	TX	\$954,203,611	\$1,820,397,325
Rank448	BETHESDA HOSPITAL INC	CINCINNATI	OH	\$952,724,203	\$792,794,824
Rank449	ST FRANCIS HOSPITAL UNITED STATES CATHOLIC CONFERENCE	ROSLYN	NY	\$949,972,252	\$887,855,235
Rank450	HEALTH RESEARCH INCORPORATED	MENANDS	NY	\$947,974,176	\$532,834,820
Rank451	EDWARD HOSPITAL	NAPERVILLE	IL	\$947,829,274	\$921,337,197

Rank452	WAKE FOREST UNIVERSITY	WINSTON SALEM	NC	\$946,700,829	\$1,503,979,756
Rank453	THE MOSES H CONE MEMORIAL HOSPITAL OPERATING CORPORATION	GREENSBORO	NC	\$945,806,997	\$520,590,971
Rank454	BRAZOS ELECTRIC POWER COOPERATIVE INC	WACO	TX	\$944,013,973	\$2,959,150,321
Rank455	MCMASTER UNIVERSITY ONTARIO	CANADA		\$938,705,355	\$2,053,129,506
Rank456	MEDSTAR-GEORGETOWN MEDICAL CENTER INC	WASHINGTON	DC	\$935,856,235	\$410,823,046
Rank457	MIDWESTERN UNIVERSITY	DOWNERS GROVE	IL	\$933,153,672	\$1,090,309,024
Rank458	PINNACLE HEALTH HOSPITALS	HARRISBURG	PA	\$932,010,359	\$944,382,251
Rank459	UNIVERSITY OF SASKATCHEWAN	CANADA		\$930,465,157	\$2,293,023,013
Rank460	COMMUNITY HEALTH NETWORK INC	INDIANAPOLIS	IN	\$930,095,596	\$1,888,798,996
Rank461	AVMED INC	GAINESVILLE	FL	\$922,881,025	\$324,019,338
Rank462	SOUTH MISSISSIPPI ELECTRIC POWER ASSOCIATION	HATTIESBURG	MS	\$917,682,218	\$2,049,952,594
Rank463	JOBSOHIO BEVERAGE SYSTEM	COLUMBUS	OH	\$916,734,143	\$1,564,755,749
Rank464	FOOD FOR THE POOR INC	COCONUT CREEK	FL	\$915,022,676	\$30,426,287
Rank465	NEWPORT HOSPITAL FOUNDATION INC	NEWPORT	RI	\$914,698,924	\$150,962,397
Rank466	QUEENS MEDICAL CENTER	HONOLULU	HI	\$914,529,420	\$1,384,439,823
Rank467	THE NEBRASKA MEDICAL CENTER	OMAHA	NE	\$914,268,195	\$875,768,799
Rank468	EDWARD W SPARROW HOSPITAL ASSOCIATION	LANSING	MI	\$913,850,774	\$1,135,510,386
Rank469	UNIVERSITY OF NEBRASKA FOUNDATION	LINCOLN	NE	\$912,856,127	\$2,257,031,423
Rank470	EAST KENTUCKY POWER COOPERATIVE INC	WINCHESTER	KY	\$911,123,198	\$3,370,054,610
Rank471	LENOX HILL HOSPITAL	WESTBURY	NY	\$910,952,045	\$1,235,702,954
Rank472	COLLEGE ENTRANCE EXAMINATION BOARD	NEW YORK	NY	\$908,653,248	\$1,051,239,889
Rank473	ST JOHNS UNIVERSITY	JAMAICA	NY	\$907,490,058	\$1,450,906,279
Rank474	UNIVERSITY OF WATERLOO	CANADA		\$905,814,099	\$1,716,181,738
Rank475	FOUNDATION TO PROMOTE OPEN SOCIETY	NEW YORK	NY	\$887,664,245	\$3,330,839,478
Rank476	NEW YORK SOCIETY FOR THE RELIEF OF RUPTURED & CRIPPLED MAINTAINING	NEW YORK	NY	\$884,064,218	\$1,149,176,073
Rank477	STATEN ISLAND UNIVERSITY HOSPITAL	STATEN ISLAND	NY	\$880,991,709	\$807,490,165
Rank478	WELLESLEY COLLEGE	WELLESLEY	MA	\$878,822,398	\$2,397,864,730
Rank479	ROBERT WOOD JOHNSON UNIVERSITY HOSPITAL INC	NEW BRUNSWICK	NJ	\$874,886,198	\$1,400,333,579
Rank480	NATIONAL STABILIZATION AGREEMENT OF SHEET METAL WORKERS INDUSTRY TR FD	FAIRFAX	VA	\$874,079,553	\$640,316,620
Rank481	GUNDERSEN LUTHERAN MEDICAL CENTER INC	LA CROSSE	WI	\$873,953,742	\$958,864,616
Rank482	COSTCO WHOLESALE CORPORATION VOLUNTARY EMPLOYEE BENEFIT TR	ISSAQUAH	WA	\$872,718,325	\$105,972,445

Rank483	LOYOLA UNIVERSITY OF CHICAGO	CHICAGO	IL	\$871,853,525	\$2,119,470,721
Rank484	UNIVERSITY OF THE PACIFIC	STOCKTON	CA	\$871,689,759	\$1,033,864,927
Rank485	AEROSPACE CORPORATION	EL SEGUNDO	CA	\$870,614,753	\$619,029,701
Rank486	JEWISH HOSPITAL & ST MARYS HEALTHCARE INC	LOUISVILLE	KY	\$870,242,991	\$1,129,076,456
Rank487	OHIOHEALTH CORPORATION	COLUMBUS	OH	\$868,359,295	\$536,585,292
Rank488	HEALTH & WELFARE DEPT OF THE CONSTR & GEN LBRS DIST CNCL OF CH & VICIN	WESTCHESTER	IL	\$867,749,370	\$470,299,176
Rank489	BURROUGHS WELLCOME FUND	RTP	NC	\$867,120,618	\$783,181,550
Rank490	BAYLOR UNIVERSITY	WACO	TX	\$867,057,457	\$2,570,694,236
Rank491	SOUTHCOAST HOSPITALS GROUP INC	NEW BEDFORD	MA	\$866,989,019	\$936,942,163
Rank492	OLD DOMINION ELECTRIC COOPERATIVE	GLEN ALLEN	VA	\$866,772,887	\$1,524,899,401
Rank493	ST JOSEPHS HOSPITAL INC	CLEARWATER	FL	\$866,388,330	\$1,141,792,404
Rank494	NORTHWESTERN MEMORIAL HEALTHCARE	CHICAGO	IL	\$861,879,702	\$2,890,124,089
Rank495	ST LUKES HOSPITAL OF KANSAS CITY	KANSAS CITY	MO	\$860,588,168	\$1,195,825,366
Rank496	INTER-LOCAL PENSION FUND OF THE GCC OF INTER BROTHERHOOD OF TEAMSTERS	CAROL STREAM	IL	\$859,419,454	\$1,097,786,832
Rank497	ABBVIE PATIENT ASSISTANCE FOUNDATION	NORTH CHICAGO	IL	\$857,122,356	\$52,915,068
Rank498	UNITED NEGRO COLLEGE FUND INC	WASHINGTON	DC	\$856,140,037	\$976,195,798
Rank499	NATIONAL CHRISTIAN CHARITABLE FOUNDATION INC	ALPHARETTA	GA	\$854,391,346	\$1,448,126,635
Rank500	CHILDRENS HOSPITAL COLORADO	AURORA	CO	\$853,314,213	\$1,310,599,404
		<b>Total</b>		<b>\$1,811,696,308,328</b>	<b>\$1,784,768,137,277</b>



## 7) Notes

**Data:** IRS EO Data Posted as of August 10, 2015

**Contact:** David Yoo (HanaSoul) via email [dcyoo@cox.net](mailto:dcyoo@cox.net)

Welcome Ideas & Suggestions

**Updates:** Plan to update data and publish ANSA Newsletter periodically as needed.

**USA Nonprofit 500 EO Directory:** “USA Nonprofit 500 Exempt Organizations Directory”

Available on request (The directory contains 15 fields; EO Name, EO Tax ID, Contact Name, Address, City, State, ZIP, Exemption Type, Ruling Year, Asset Amount, Income Amount, Revenue Amount, Ruling Year, NTEE Activity Type and NTEE Code). Note; Healthcare Nonprofit 500 and Education Nonprofit 500 directories are available.

**State Directory:** “State Nonprofit Exempt Organizations Directory”

Available on request (The directory contains 15 fields; EO Name, EO Tax ID, Contact Name, Address, City, State, ZIP, Exemption Type, Ruling Year, Asset Amount, Income Amount, Revenue Amount, Ruling Year, NTEE Activity Type and NTEE Code).

### Abbreviations:

“EO” = Tax Exempt Organization (Nonprofit)

“XX” = State code for International

“Nonprofit 500” = Top 500 USA Nonprofit Exempt Organization companies in income amount.

“Fortune 500” = Top 500 USA Companies by Fortune; Fortune 500 companies account for \$945 billion in profits, \$17 trillion in market value.

“NTEE” = National Taxonomy of Exempt Entities Code is a 4 digit code used to classify an exempt organization in terms of its primary tax exempt. “NTEE Activity Type” was defined using this code.