

**American National Religion-
related Nonprofit EO
Financial Summary Analysis
as of December 14, 2015
(ANSA33)**

***December 20, 2015
Prepared by David Yoo***

Mission: *This newsletter is free and open to share nonprofit information with the nonprofit workers and nonprofit researchers who are engaged in the nonprofit projects for industry, community, university and government.*

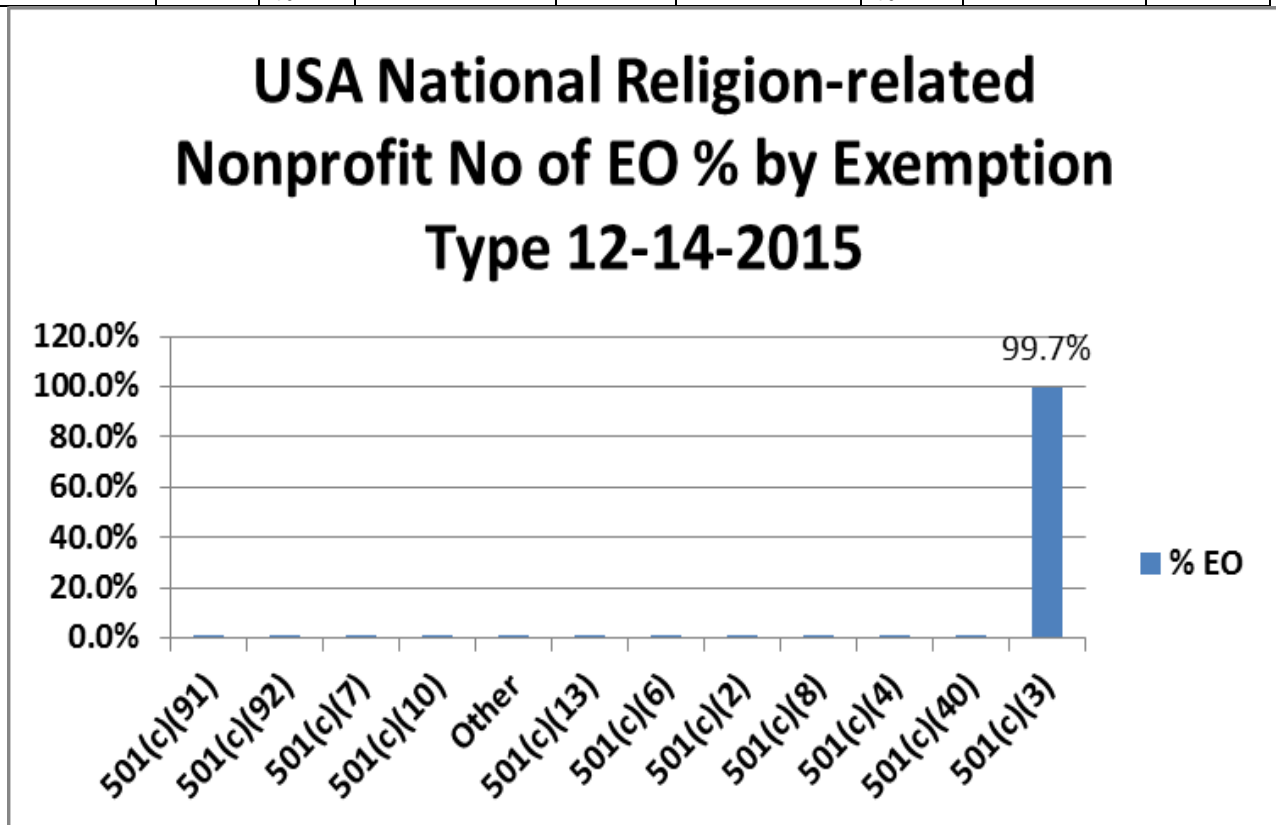
1) USA National Religion-related Nonprofit EO Financial Summary by State as of 12-14-2015

ST	No of EO	% EO	Income Amount	% Income	Revenue Amount	% Rev	Asset Amount	% Asset
XX	213	0%	\$35,664,575	0%	\$35,295,614	0%	\$59,543,288	0%
ND	118	0%	\$11,781,938	0%	\$8,156,079	0%	\$15,696,518	0%
VT	127	0%	\$12,622,107	0%	\$9,604,810	0%	\$28,992,539	0%
WY	148	0%	\$49,767,252	0%	\$8,528,423	0%	\$121,684,891	0%
SD	221	0%	\$15,469,403	0%	\$14,102,104	0%	\$42,638,582	0%
ME	223	0%	\$15,737,550	0%	\$11,665,695	0%	\$71,136,214	0%
NH	233	0%	\$19,251,304	0%	\$14,891,645	0%	\$26,273,012	0%
RI	247	0%	\$23,022,986	0%	\$11,128,616	0%	\$103,946,606	0%
AK	262	0%	\$22,975,101	0%	\$21,880,552	0%	\$30,085,371	0%
UT	345	0%	\$41,245,878	0%	\$26,553,477	0%	\$102,031,584	0%
ID	365	0%	\$24,543,966	0%	\$21,211,460	0%	\$56,425,249	0%
MT	393	0%	\$25,680,567	0%	\$20,070,595	0%	\$40,574,968	0%
WV	418	0%	\$79,350,782	0%	\$79,109,564	1%	\$112,830,911	0%
DC	453	0%	\$156,387,642	1%	\$137,702,050	1%	\$256,814,996	1%
NE	456	0%	\$108,143,656	0%	\$93,783,429	1%	\$163,820,841	0%
DE	495	0%	\$19,781,759	0%	\$16,163,148	0%	\$42,890,230	0%
HI	524	0%	\$45,571,392	0%	\$26,901,271	0%	\$52,367,982	0%
NM	643	1%	\$63,592,542	0%	\$52,359,773	0%	\$125,333,394	0%
IA	718	1%	\$82,085,971	0%	\$67,848,034	0%	\$162,968,394	0%
NV	834	1%	\$19,270,013	0%	\$17,546,208	0%	\$44,359,310	0%
KS	851	1%	\$72,634,449	0%	\$56,369,157	0%	\$152,490,332	0%
AR	1,114	1%	\$71,059,214	0%	\$67,319,377	0%	\$65,940,246	0%
MS	1,132	1%	\$144,563,945	1%	\$72,269,749	0%	\$193,267,999	0%
CT	1,158	1%	\$157,063,308	1%	\$94,160,955	1%	\$322,146,872	1%
OR	1,215	1%	\$97,705,842	0%	\$76,709,879	1%	\$120,371,987	0%
KY	1,332	1%	\$101,194,872	0%	\$91,773,112	1%	\$138,538,127	0%
WI	1,366	1%	\$213,004,912	1%	\$180,274,554	1%	\$312,166,843	1%
MN	1,510	1%	\$176,320,579	1%	\$153,575,947	1%	\$263,736,799	1%
MA	1,794	1%	\$107,808,654	0%	\$89,680,115	1%	\$240,132,581	1%
OK	1,807	1%	\$228,395,755	1%	\$173,344,767	1%	\$377,791,208	1%
AL	1,901	2%	\$155,636,382	1%	\$138,811,543	1%	\$194,356,147	1%
AZ	1,938	2%	\$270,919,268	1%	\$189,870,519	1%	\$442,981,215	1%
LA	1,972	2%	\$59,703,205	0%	\$53,828,658	0%	\$118,021,852	0%
WA	2,000	2%	\$120,904,861	1%	\$106,531,288	1%	\$212,024,838	1%
SC	2,096	2%	\$501,715,522	2%	\$483,225,248	3%	\$516,395,001	1%
CO	2,373	2%	\$1,204,019,004	5%	\$1,109,865,077	7%	\$1,044,569,564	3%

MO	2,491	2%	\$560,745,242	2%	\$427,294,550	3%	\$1,234,206,583	3%
TN	2,617	2%	\$1,905,500,175	8%	\$1,523,533,544	10%	\$3,916,647,378	10%
IN	2,640	2%	\$387,767,982	2%	\$243,247,629	2%	\$661,860,098	2%
VA	3,024	2%	\$624,473,338	3%	\$507,473,485	3%	\$835,229,769	2%
MI	3,095	2%	\$752,894,861	3%	\$347,371,605	2%	\$1,065,682,437	3%
MD	3,431	3%	\$235,021,534	1%	\$208,838,257	1%	\$363,094,705	1%
OH	3,660	3%	\$863,255,636	4%	\$681,840,087	5%	\$1,529,730,735	4%
NJ	3,715	3%	\$377,549,167	2%	\$283,983,323	2%	\$2,886,589,064	7%
PA	3,744	3%	\$1,049,256,630	5%	\$622,502,751	4%	\$2,481,542,792	6%
IL	4,632	4%	\$4,628,090,742	20%	\$684,848,214	5%	\$5,670,994,830	15%
NC	4,724	4%	\$590,034,445	3%	\$368,754,442	2%	\$933,051,440	2%
GA	5,563	4%	\$623,704,193	3%	\$575,146,369	4%	\$710,135,159	2%
NY	9,712	8%	\$1,491,107,626	6%	\$1,294,315,180	9%	\$2,012,760,028	5%
FL	10,024	8%	\$957,991,389	4%	\$826,765,109	6%	\$1,748,396,268	5%
TX	12,613	10%	\$1,499,402,664	7%	\$1,130,760,103	8%	\$2,651,540,938	7%
CA	16,642	13%	\$1,884,683,543	8%	\$1,291,596,018	9%	\$3,733,893,285	10%
Total	125,322	100%	\$22,986,075,323	100%	\$14,850,383,158	100%	\$38,810,702,000	100%

2) USA National Religion-related Nonprofit EO Financial Summary by Exemption Type as of 12-14-2015

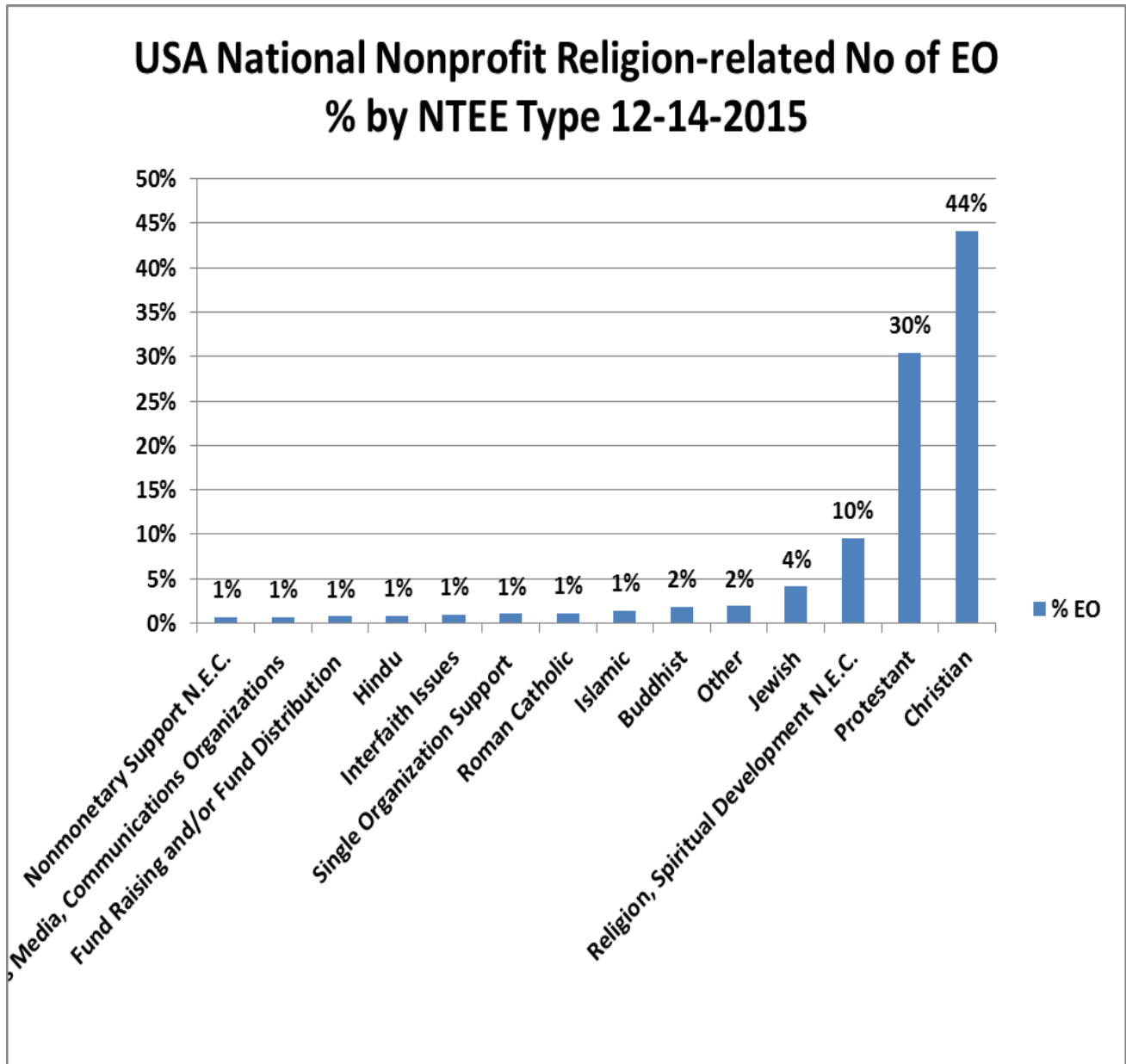
Exemption Type	No of EO	% EO	Income Amount	% Income	Revenue Amount	% Rev	Asset Amount	% Asset
501(c)(91)	7	0.0%	\$763,553	0.0%	\$237,066	0.0%	\$5,634,799	0.0%
501(c)(92)	8	0.0%	\$3,086,144	0.0%		0.0%	\$5,730,159	0.0%
501(c)(7)	14	0.0%	\$257,041	0.0%	\$257,041	0.0%	\$88,105	0.0%
501(c)(10)	15	0.0%	\$429,921	0.0%	\$429,921	0.0%	\$1,614,081	0.0%
Other	16	0.0%	\$60,204,018	0.3%	\$28,963,425	0.2%	\$313,718,334	0.8%
501(c)(13)	21	0.0%	\$144,724	0.0%	\$38,441	0.0%	\$1,188,325	0.0%
501(c)(6)	23	0.0%	\$1,575,319	0.0%	\$1,496,857	0.0%	\$1,533,510	0.0%
501(c)(2)	44	0.0%	\$3,079,300	0.0%	\$1,604,031	0.0%	\$33,863,084	0.1%
501(c)(8)	50	0.0%	\$239,571,397	1.0%	\$236,792,223	1.6%	\$1,198,069,539	3.1%
501(c)(4)	68	0.1%	\$15,670,088	0.1%	\$14,523,634	0.1%	\$10,932,701	0.0%
501(c)(40)	88	0.1%	\$0	0.0%	\$0	0.0%	\$0	0.0%
501(c)(3)	124,968	99.7%	\$22,661,293,818	98.6%	\$14,566,040,519	98.1%	\$37,238,329,363	95.9%
Total	125,322	100.0%	\$22,986,075,323	100.0%	\$14,850,383,158	100.0%	\$38,810,702,000	100.0%



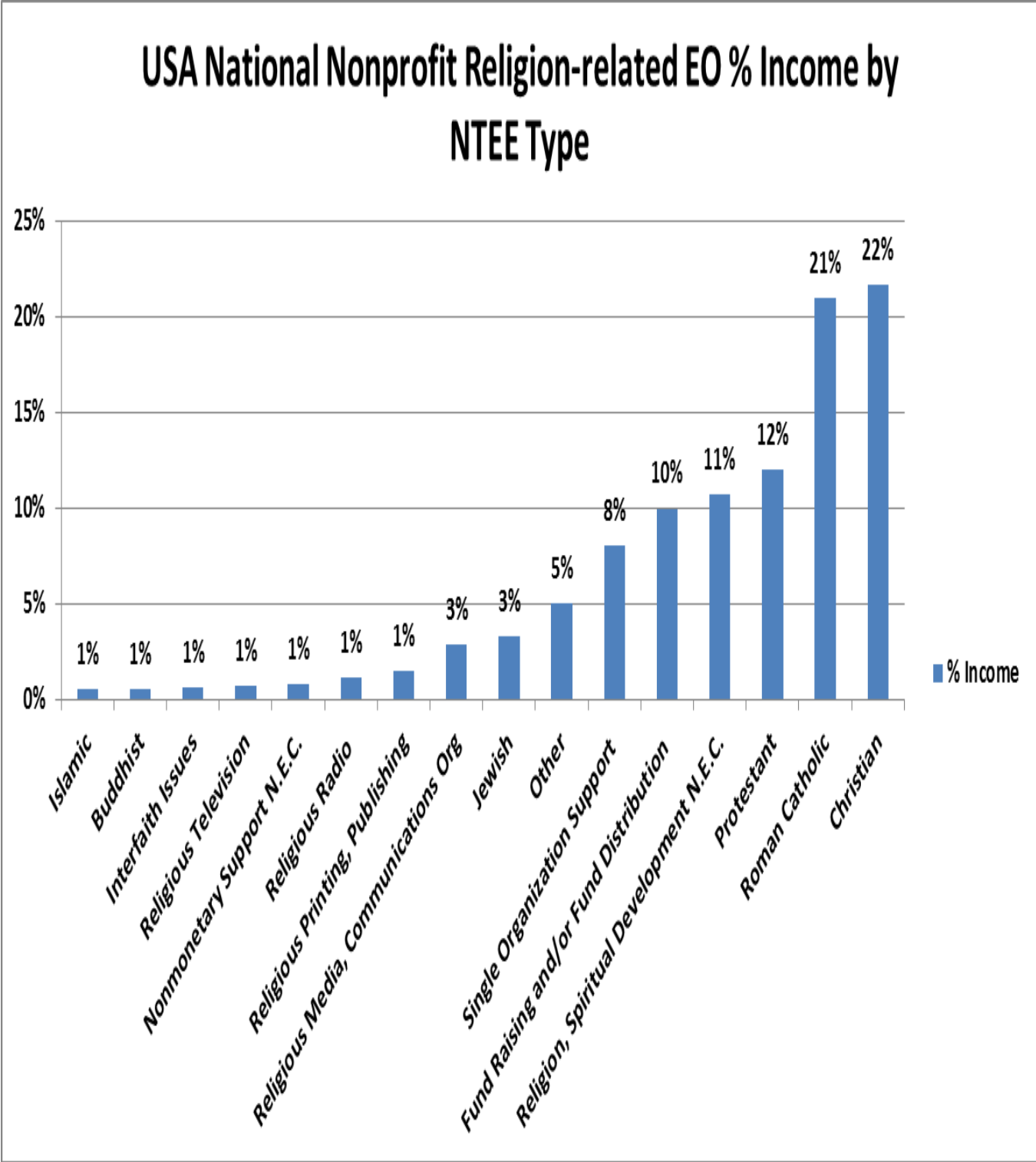
3) USA National Religion-related Nonprofit EO Financial Summary by NTEE Activity Type as of 12-14-2015

NTEE Religion Activity Type	No of EO	% EO	Income Amount	% Income	Revenue Amount	% Revenue	Asset AMOUNT	% Asset
Research Institutes and/or Public Policy Analysis	74	0%	\$14,250,657	0%	\$13,721,349	0%	\$34,782,829	0%
Religious Film, Video	96	0%	\$28,356,887	0%	\$27,061,156	0%	\$35,954,177	0%
Religious Television	130	0%	\$163,122,893	1%	\$158,937,068	1%	\$366,809,810	1%
Other	157	0%	\$817,403,053	4%	\$773,477,039	5%	\$1,250,882,648	3%
Management & Technical Assistance	211	0%	\$49,338,353	0%	\$31,091,899	0%	\$148,429,976	0%
Alliance/Advocacy Organizations	236	0%	\$32,334,403	0%	\$28,602,761	0%	\$13,434,885	0%
Religious Radio	433	0%	\$265,429,269	1%	\$237,619,578	2%	\$584,296,564	2%
Professional Societies, Associations	484	0%	\$29,809,196	0%	\$28,567,602	0%	\$41,105,421	0%
Religious Printing, Publishing	618	0%	\$340,283,242	1%	\$244,754,861	2%	\$376,471,647	1%
Nonmonetary Support N.E.C.	900	1%	\$172,410,374	1%	\$123,550,606	1%	\$457,502,110	1%
Religious Media, Communications Organizations	902	1%	\$659,111,090	3%	\$621,100,081	4%	\$641,544,762	2%
Fund Raising and/or Fund Distribution	1,014	1%	\$2,292,706,076	10%	\$1,470,869,769	10%	\$6,073,979,088	16%
Hindu	1,083	1%	\$114,331,054	0%	\$105,748,938	1%	\$394,161,918	1%
Interfaith Issues	1,288	1%	\$141,171,291	1%	\$126,042,234	1%	\$240,873,947	1%
Single Organization Support	1,379	1%	\$1,848,169,884	8%	\$1,138,213,522	8%	\$4,331,356,541	11%
Roman Catholic	1,435	1%	\$4,821,855,553	21%	\$911,242,745	6%	\$6,359,527,777	16%
Islamic	1,797	1%	\$120,379,768	1%	\$115,489,304	1%	\$320,623,806	1%
Buddhist	2,346	2%	\$130,074,283	1%	\$109,422,790	1%	\$445,116,318	1%
Jewish	5,210	4%	\$756,562,010	3%	\$667,714,445	4%	\$989,704,820	3%
Religion Related, Spiritual Development N.E.C.	12,035	10%	\$2,460,187,837	11%	\$1,688,782,035	11%	\$3,485,456,431	9%
Protestant	38,172	30%	\$2,751,798,593	12%	\$2,311,761,874	16%	\$3,135,518,928	8%
Christian	55,322	44%	\$4,976,989,557	22%	\$3,916,611,502	26%	\$9,083,167,597	23%
Total	125,322	100%	\$22,986,075,323	100%	\$14,850,383,158	100%	\$38,810,702,000	100%

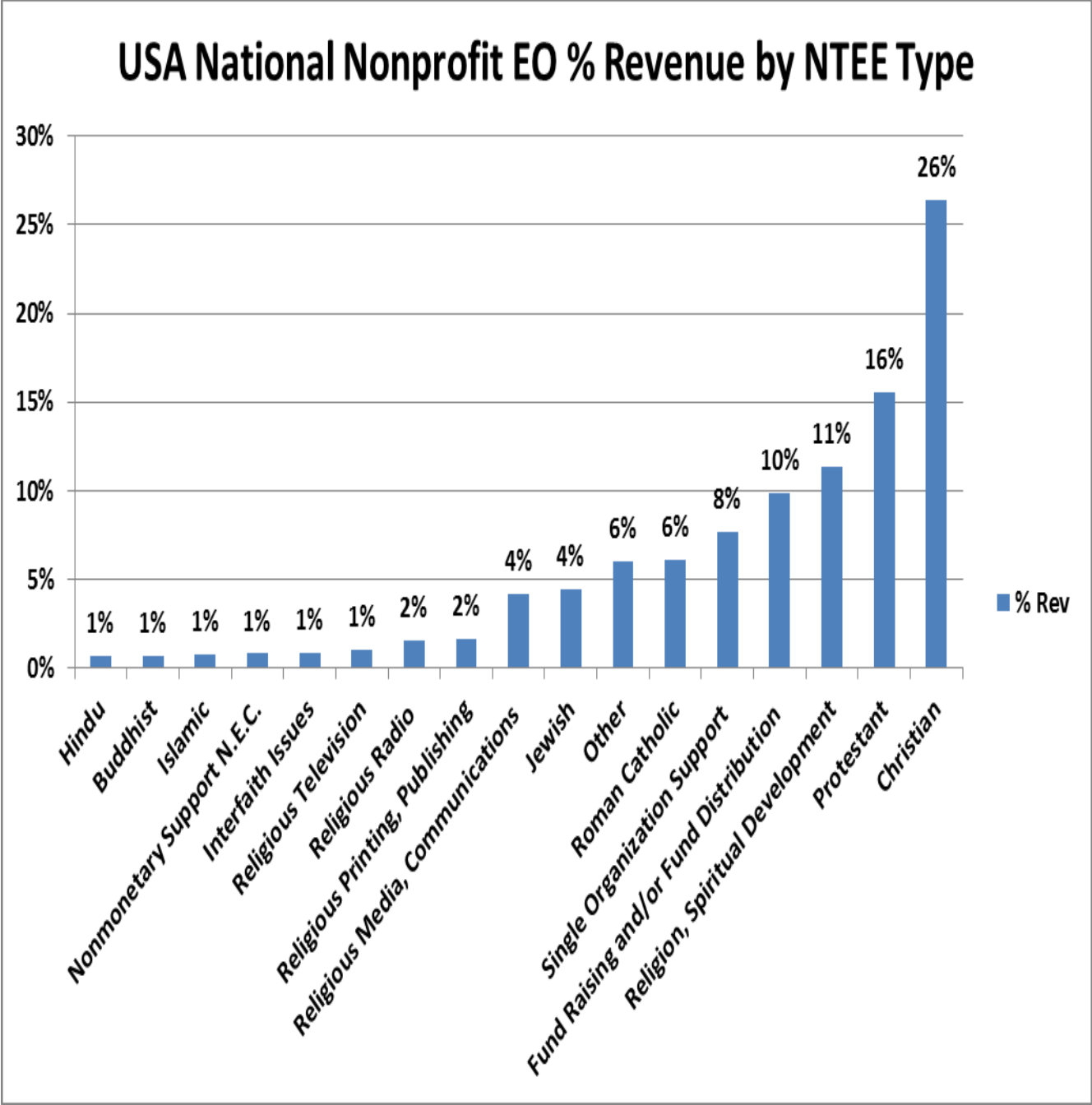
4) USA National Religion-related Nonprofit No of EO by NTEE Activity Type as of 12-14-2015



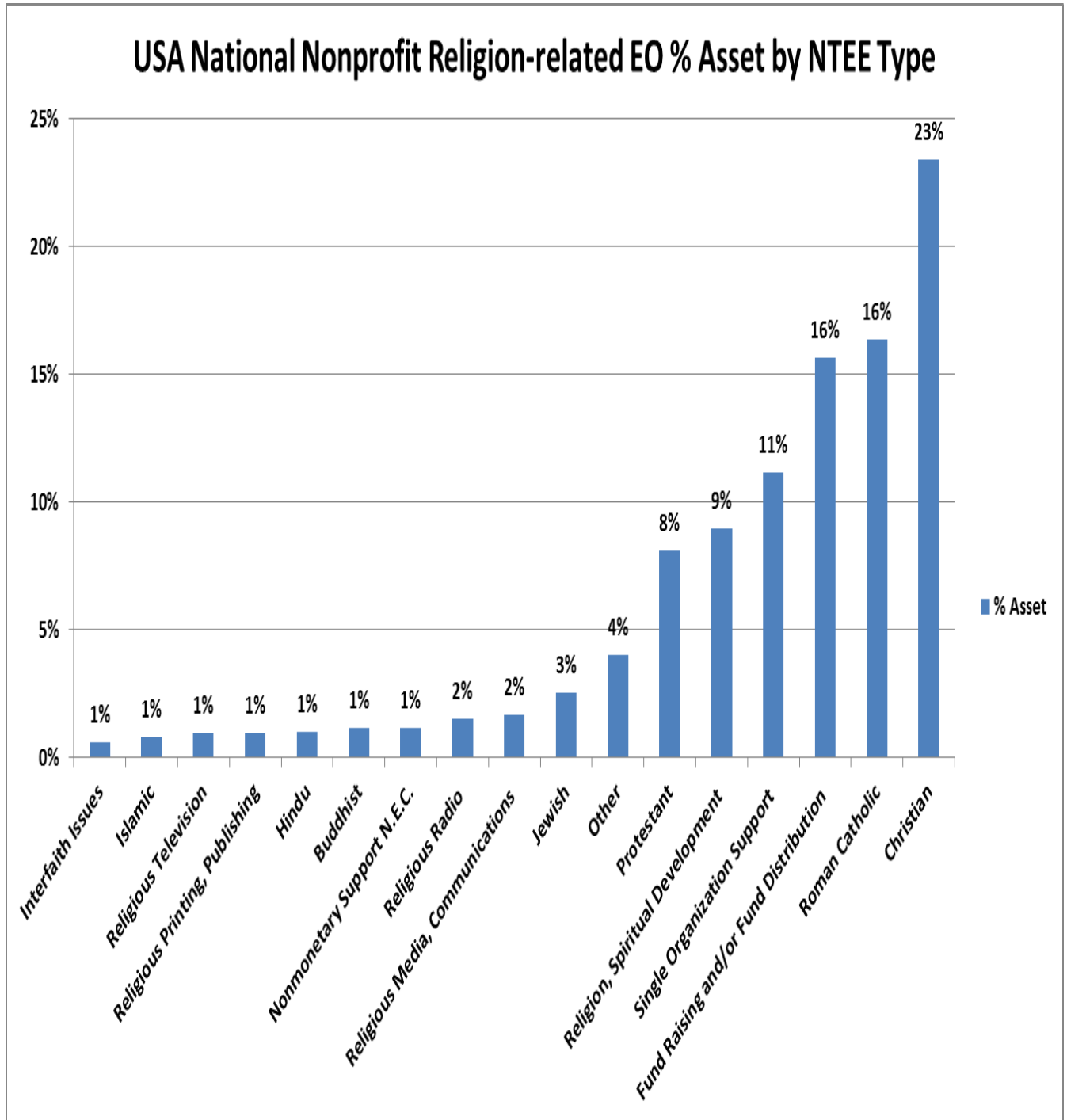
**5) USA National Religion-related Nonprofit Income
Summary by NTEE Activity Type as of 12-14-2015**



**6) USA National Religion-related Nonprofit Revenue
Summary by NTEE Activity Type as of 12-14-2015**



7) USA National Religion-related Nonprofit Asset Summary by NTEE Activity Type as of 12-14-2015



8) Notes

Data: IRS EO Data Posted as of December 14, 2015

Contact: David Yoo (HanaSoul) via email dcyoo@cox.net

Welcome Ideas & Suggestions

Updates: Plan to update data and publish ANSA Newsletter periodically as needed.

Religion Directory:

“Religion-related Nonprofit Exempt Organization Directory” is available on request. (The directory contains 14 fields; EO Name, EO Tax ID, Contact Name, Address, City, State, ZIP, Exemption Type, Ruling Year, Asset Amount, Income Amount, Revenue Amount, Ruling Year, NTEE Activity Type).

- 1) USA National Nonprofit Christian Exempt Organization Directory (55,322)
- 2) USA National Nonprofit Protestant Exempt Organization Directory (38,172)
- 3) USA National Nonprofit Jewish Exempt Organization Directory (5,210)
- 4) USA National Nonprofit Buddhist Exempt Organization Directory (2,346)
- 5) USA National Nonprofit Islamic Exempt Organization Directory (1,797)
- 6) USA National Nonprofit Roman Catholic Exempt Organization Directory (1,435)
- 7) USA National Nonprofit Hindu Exempt Organization Directory (1,083)
- 8) USA National Nonprofit Fund Raising-Religion EO Directory (1,014)
- 9) USA National Nonprofit Religion Entire EO Directory (125,322)

State Directory: “State Nonprofit Exempt Organization Directory” is available on request (Data layout-same as the above)

Abbreviations:

“EO” = Tax Exempt Organization (Nonprofit)

“NTEE” = National Taxonomy of Exempt Entities (NTEE) by IRS to classify nonprofit organizations activity type.

“XX” = International

“501(c)(3)” = The exempt purposes of 501(c)(3) are charitable, religious, educational, scientific, literary, testing for public safety, fostering national or international amateur sports competition, and preventing cruelty to children or animals

