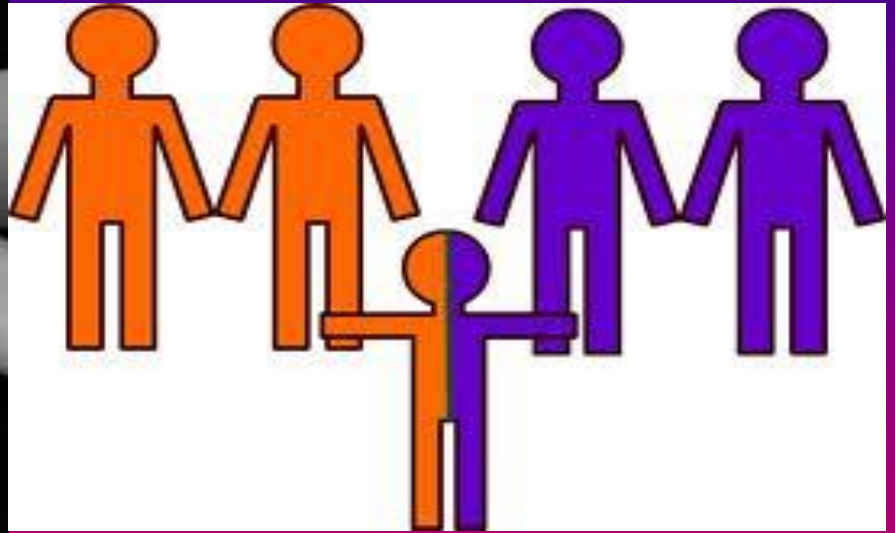


National USA Tax Exempt Adoption Organization Nonprofit Analysis 12/10/2012



David Yoo, Vapsoft
dcyoo@cox.net

Table of Contents

1) Summary

**2) USA IRS Tax Exempt Adoption Nonprofits
Analysis**

3) Reference Abbreviations

4) Appendix

USA Tax Exempt Adoption Nonprofits Directory

1) Summary

“IRS Exempt Adoption Organization Nonprofits Analysis” was prepared by using IRS SOI Tax Stats - Exempt Organizations Business Master File Extract data posted as of December 10, 2012. Data covers all states, Puerto Rico, and International areas.

In addition to the analysis report, “IRS Exempt Adoption Nonprofit Directory was attached in the appendix. This directory contains 951 IRS exempt Adoption nonprofits which are sorted by State and organization name for the search purpose.

Vapsoft, Excel, and Powerpoint were used to prepare this report. Vapsoft is an OLAP tool to analyze data online. This Vapsoft-based data analysis application for the IRS Exempt Nonprofits data is available upon request. Contact David Yoo, dcyoo@cox.net

2) USA Tax Exempt Adoption Nonprofits Analysis

2-1) Tax Exempt Adoption Nonprofits

EO Summary by State Part 1 as of 12/10/2012

State	EO	% EO	Asset Amount	% Asset	Income Amount	% Income	F990 Rev Amount	% Rev
SD	1	0%	\$32,041	0%	\$253,561	0%		0%
WV	1	0%	\$0	0%	\$0	0%	\$0	0%
ND	1	0%	\$0	0%	\$0	0%	\$0	0%
NH	2	0%	\$22,759	0%	\$40,823	0%	\$40,823	0%
AK	2	0%	\$372,326	0%	\$1,441,985	1%	\$1,420,848	1%
MT	2	0%	\$675,842	0%	\$1,677,515	1%	\$1,677,515	1%
HI	2	0%	\$1,967,857	1%	\$783,418	0%	\$2,572	0%
ME	3	0%	\$707,981	0%	\$402,931	0%	\$395,839	0%
WY	3	0%	\$489,368	0%	\$498,503	0%	\$470,646	0%
RI	3	0%	\$591,242	0%	\$1,139,303	0%	\$1,107,607	0%
DE	3	0%	\$760,264	0%	\$1,392,806	0%	\$1,392,806	1%
DC	3	0%	\$844,949	0%	\$1,335,153	0%	\$1,335,153	1%
NM	3	0%	\$0	0%	\$0	0%	\$0	0%
IA	4	0%	\$210,167	0%	\$127,338	0%	\$127,338	0%
NV	4	0%	\$632,800	0%	\$1,036,880	0%	\$1,036,880	0%
NE	4	0%	\$60,266	0%	\$70,905	0%	\$70,905	0%
MS	4	0%	\$360,655	0%	\$495,882	0%	\$495,882	0%
AR	5	1%	\$44,840	0%	\$206,306	0%	\$201,474	0%
VT	7	1%	\$1,349,518	1%	\$1,043,243	0%	\$1,028,203	0%
ID	7	1%	\$733,233	0%	\$666,842	0%	\$665,620	0%
KS	8	1%	\$692,719	0%	\$1,195,444	0%	\$480,650	0%
CT	9	1%	\$439,629	0%	\$1,709,422	1%	\$1,704,532	1%
LA	9	1%	\$308,252	0%	\$656,000	0%	\$611,379	0%
UT	10	1%	\$1,404,486	1%	\$4,318,794	1%	\$4,237,608	2%
WI	11	1%	\$1,964,910	1%	\$2,339,543	1%	\$2,126,828	1%

2-2) Tax Exempt Adoption Nonprofits

EO Summary by State Part 2 as of 12/10/2012

State	EO	% EO	Asset Amount	% Asset	Income Amount	% Income	F990 Rev Amount	% Rev
SC	11	1%	\$282,521	0%	\$834,503	0%	\$814,394	0%
MD	12	1%	\$6,580,889	3%	\$13,805,828	5%	\$13,727,795	5%
KY	13	1%	\$797,009	0%	\$2,142,011	1%	\$2,090,913	1%
AL	14	1%	\$2,603,559	1%	\$1,009,873	0%	\$977,783	0%
TN	14	1%	\$849,643	0%	\$6,912,509	2%	\$6,888,283	3%
OK	14	1%	\$361,445	0%	\$381,489	0%	\$377,034	0%
AZ	18	2%	\$13,247,836	6%	\$13,240,073	5%	\$9,730,821	4%
NJ	18	2%	\$926,962	0%	\$1,257,345	0%	\$1,226,862	0%
OR	19	2%	\$5,929,834	3%	\$6,300,054	2%	\$6,053,721	2%
MA	22	2%	\$10,150,561	5%	\$7,789,373	3%	\$5,168,874	2%
MO	22	2%	\$695,682	0%	\$2,077,139	1%	\$2,064,157	1%
WA	22	2%	\$3,248,782	2%	\$7,857,634	3%	\$7,578,512	3%
MN	25	3%	\$4,232,466	2%	\$5,604,695	2%	\$5,451,210	2%
IL	25	3%	\$4,201,616	2%	\$5,707,993	2%	\$5,535,481	2%
IN	26	3%	\$2,002,578	1%	\$3,442,003	1%	\$2,460,868	1%
CO	27	3%	\$5,557,434	3%	\$9,323,726	3%	\$9,041,878	3%
GA	27	3%	\$3,692,105	2%	\$7,953,837	3%	\$7,715,492	3%
MI	30	3%	\$4,540,307	2%	\$10,438,701	4%	\$10,226,557	4%
OH	31	3%	\$22,090,655	11%	\$35,475,311	12%	\$23,665,226	9%
NC	42	4%	\$4,897,659	2%	\$8,285,637	3%	\$8,150,361	3%
PA	45	5%	\$13,993,271	7%	\$18,934,409	7%	\$18,262,505	7%
VA	50	5%	\$11,401,084	5%	\$16,707,981	6%	\$16,337,201	6%
NY	53	6%	\$6,669,027	3%	\$9,486,962	3%	\$9,077,404	3%
FL	60	6%	\$4,988,166	2%	\$11,872,465	4%	\$11,652,725	4%
TX	78	8%	\$39,243,115	19%	\$30,659,577	11%	\$28,909,858	11%
CA	122	13%	\$22,479,836	11%	\$27,637,432	10%	\$26,734,312	10%
Total	951	100%	\$210,330,146	100%	\$287,971,157	100%	\$260,551,335	100%

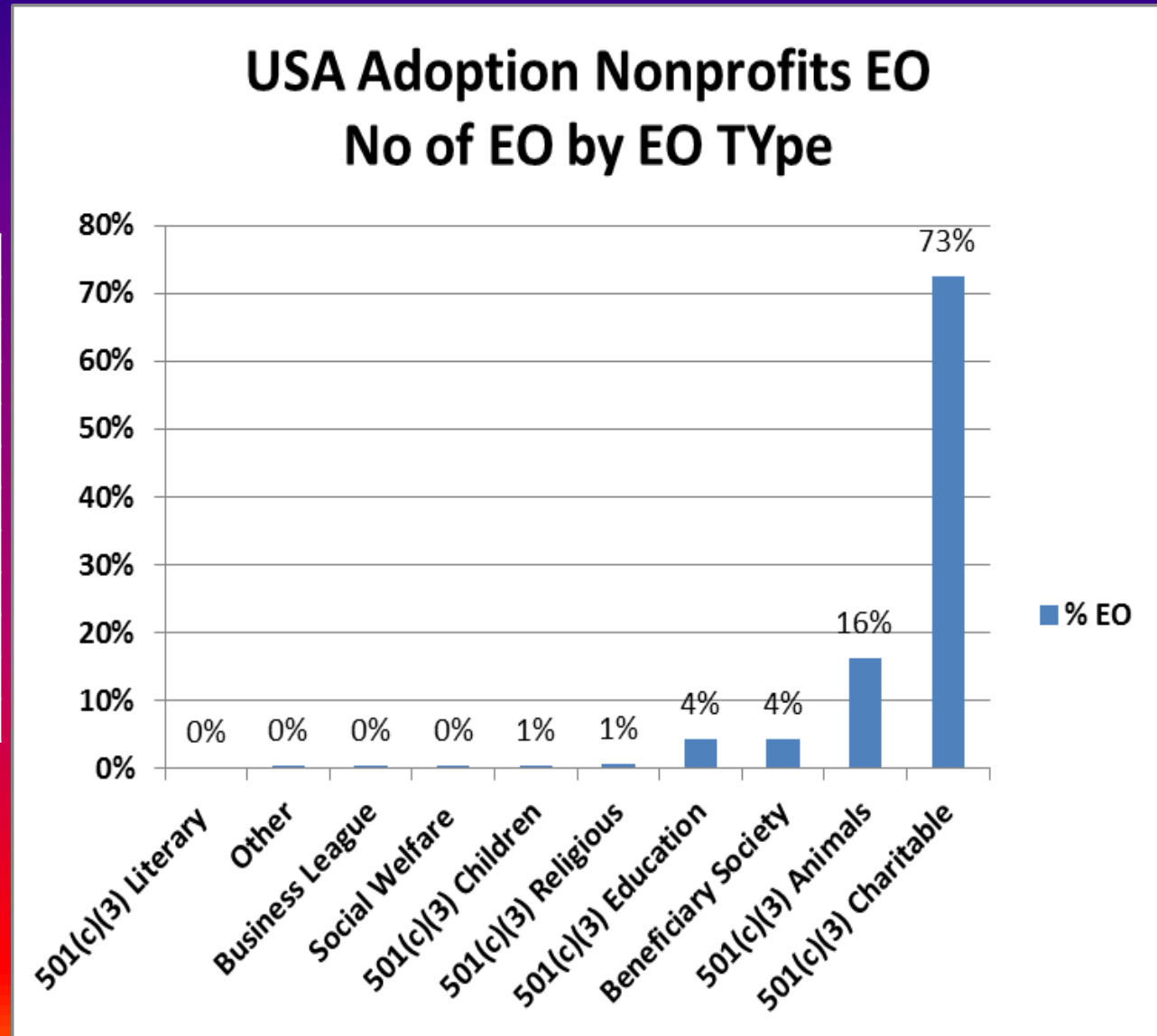
2-3) USA Tax Exempt Adoption Nonprofits EO Summary by EO Type as of 12/10/2012

EO Type	EO	% EO	Asset Amount	% Asset	Income Amount	% Income	F990 Rev Amount	% Rev
501(c)(3) Literary	2	0%	\$81,335	0%	\$224,066	0%	\$206,339	0%
Other	3	0%	\$347,030	0%	\$317,339	0%	\$168,145	0%
Business League	3	0%	\$586,690	0%	\$474,859	0%	\$474,859	0%
Social Welfare	4	0%	\$554,049	0%	\$1,337,707	0%	\$1,337,707	1%
501(c)(3) Children	5	1%	\$1,339,914	1%	\$1,479,451	1%	\$1,435,853	1%
501(c)(3) Religious	7	1%	\$18,611,198	9%	\$7,692,116	3%	\$7,685,110	3%
501(c)(3) Education	41	4%	\$9,034,493	4%	\$11,847,465	4%	\$11,757,574	5%
Beneficiary Society	41	4%	\$388,979	0%	\$237,419	0%	\$228,798	0%
501(c)(3) Animals	155	16%	\$20,010,823	10%	\$17,227,482	6%	\$15,688,336	6%
501(c)(3) Charitable	690	73%	\$159,375,635	76%	\$247,133,253	86%	\$221,568,614	85%
Total	951	100%	\$210,330,146	100%	\$287,971,157	100%	\$260,551,335	100%

2-4) USA Tax Exempt Adoption Nonprofits

No of EO by EO Type as of 12/10/2012

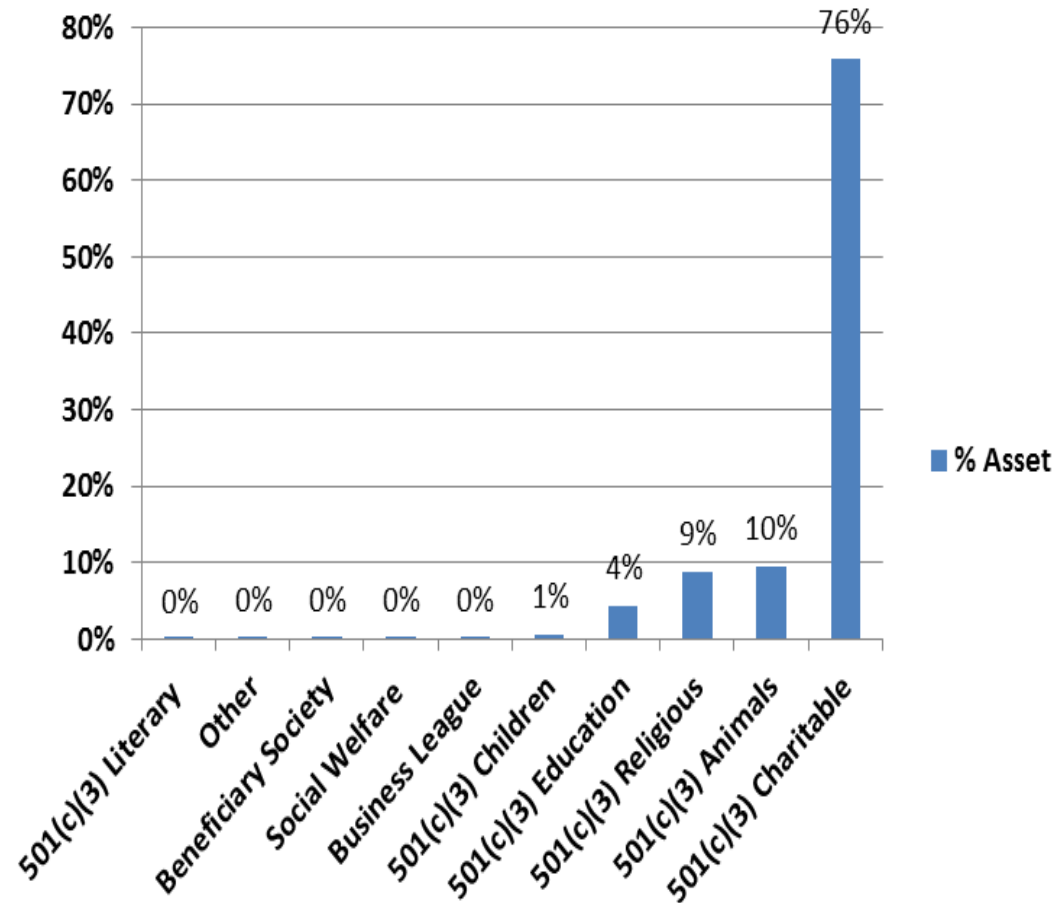
EO Type	EO	% EO
501(c)(3) Literary	2	0%
Other	3	0%
Business League	3	0%
Social Welfare	4	0%
501(c)(3) Children	5	1%
501(c)(3) Religious	7	1%
501(c)(3) Education	41	4%
Beneficiary Society	41	4%
501(c)(3) Animals	155	16%
501(c)(3) Charitable	690	73%
Total	951	100%



2-5) USA Tax Exempt Adoption Nonprofits Asset Summary by EO Type as of 12/10/2012

EO Type	Asset Amount	% Asset
501(c)(3) Literary	\$81,335	0%
Other	\$347,030	0%
Beneficiary Society	\$388,979	0%
Social Welfare	\$554,049	0%
Business League	\$586,690	0%
501(c)(3) Children	\$1,339,914	1%
501(c)(3) Education	\$9,034,493	4%
501(c)(3) Religious	\$18,611,198	9%
501(c)(3) Animals	\$20,010,823	10%
501(c)(3) Charitable	\$159,375,635	76%
Total	\$210,330,146	100%

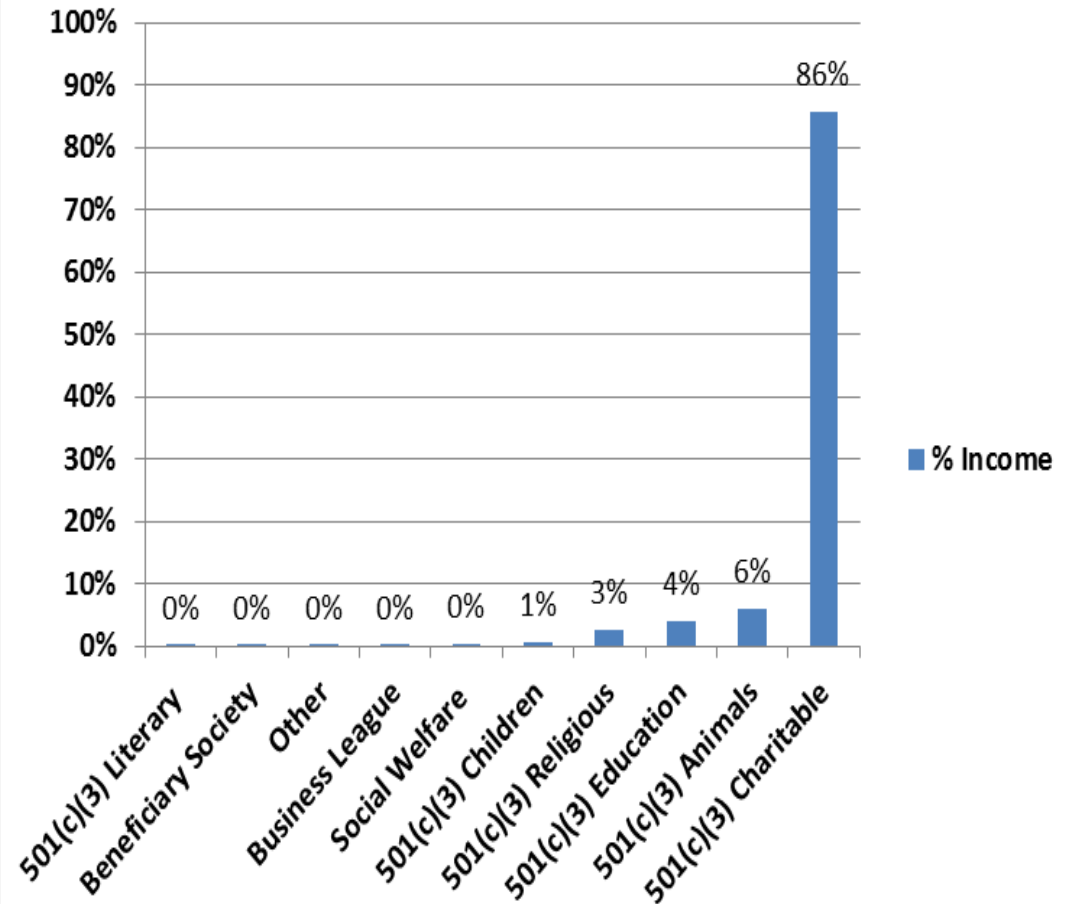
USA Adoption Nonprofits EO Asset % by EO Type



2-6) USA Tax Exempt Adoption Nonprofits Income Summary by EO Type as of 12/10/2012

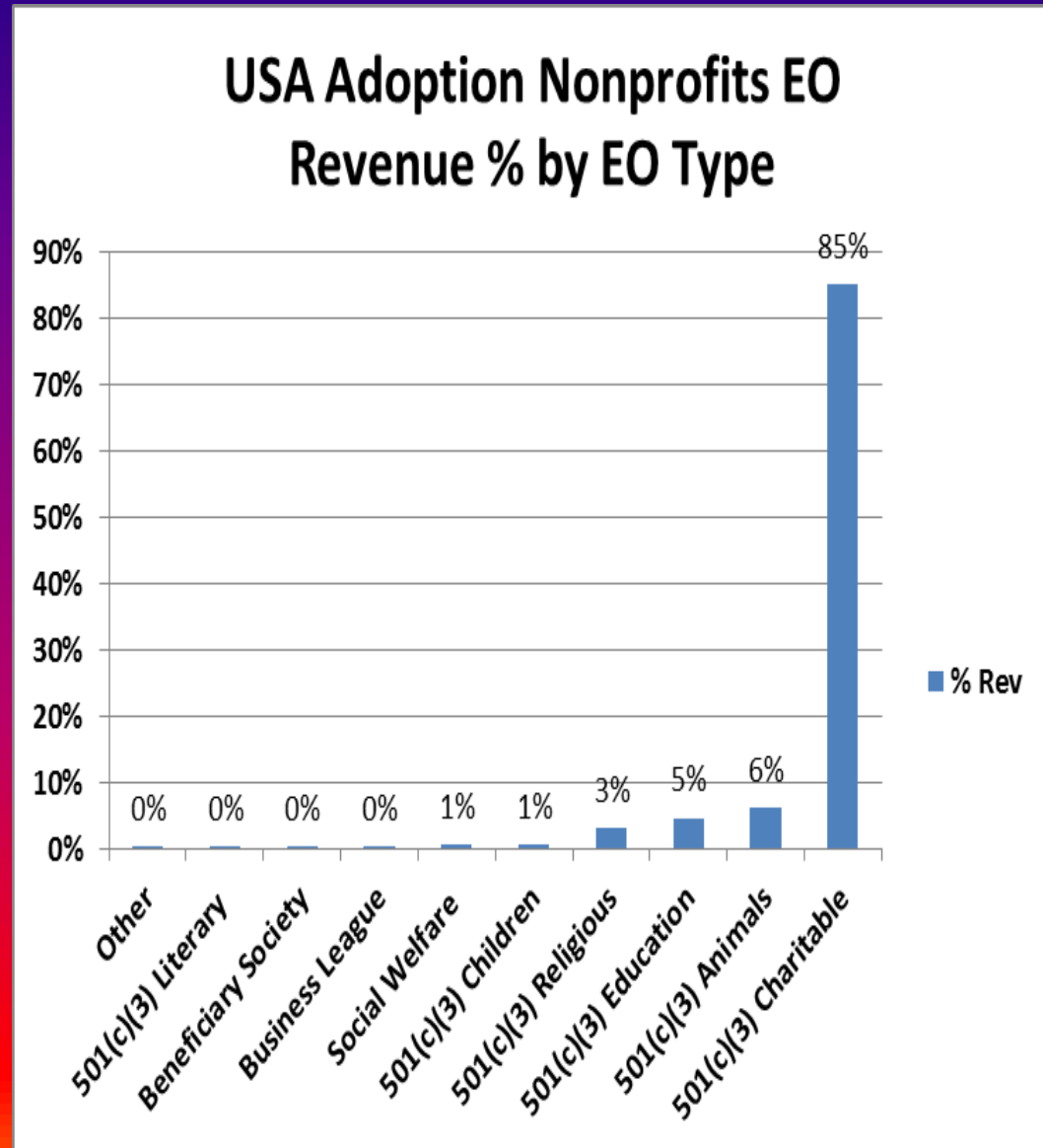
EO Type	Income Amount	% Income
501(c)(3) Literary	\$224,066	0%
Beneficiary Society	\$237,419	0%
Other	\$317,339	0%
Business League	\$474,859	0%
Social Welfare	\$1,337,707	0%
501(c)(3) Children	\$1,479,451	1%
501(c)(3) Religious	\$7,692,116	3%
501(c)(3) Education	\$11,847,465	4%
501(c)(3) Animals	\$17,227,482	6%
501(c)(3) Charitable	\$247,133,253	86%
Total	\$287,971,157	100%

USA Adoption Nonprofits EO Income % by EO Type



2-7) USA Tax Exempt Adoption Nonprofits Revenue Summary by EO Type as of 12/10/2012

EO Type	F990 Rev Amount	% Rev
Other	\$168,145	0%
501(c)(3) Literary	\$206,339	0%
Beneficiary Society	\$228,798	0%
Business League	\$474,859	0%
Social Welfare	\$1,337,707	1%
501(c)(3) Children	\$1,435,853	1%
501(c)(3) Religious	\$7,685,110	3%
501(c)(3) Education	\$11,757,574	5%
501(c)(3) Animals	\$15,688,336	6%
501(c)(3) Charitable	\$221,568,614	85%
Total	\$260,551,335	100%



2-8) USA Tax Exempt Adoption Nonprofits (Income > 2.1M) Income/Revenue/Asset by Top 25 in Income as of 12/10/2012

Organization Name	Income Amount	F990 Rev Amount	Asset Amount
CHINA ADOPTION WITH LOVE INC	\$2,142,787	\$674,355	\$5,710,937
LUTHERAN ADOPTION SERVICES INC	\$2,282,506	\$2,282,506	\$912,067
ADOPTIONS WITH LOVE INC	\$2,422,901	\$1,664,191	\$2,610,750
LITTLE SHELTER ANIMAL ADOPTION CENTER INC	\$2,702,303	\$2,657,785	\$1,030,956
NIGHTLIGHT CHRISTIAN ADOPTIONS	\$2,747,914	\$2,747,914	\$514,579
ADOPTION ADVOCATES INTERNATIONAL	\$2,818,767	\$2,818,767	\$695,370
CATHOLIC CHARITIES COUNSELING AND ADOPTION SERVICES	\$2,897,441	\$2,746,347	\$1,110,164
CHRISTIAN WORLD ADOPTION	\$2,968,474	\$2,964,964	\$427,045
ADOPTION ASSOCIATES INC	\$2,990,789	\$2,990,789	\$2,004,636
FAMILY CONNECTIONS CHRISTIAN ADOPTIONS	\$3,426,480	\$3,241,559	\$2,965,695
THE ADOPTION EXCHANGE	\$4,031,234	\$3,863,529	\$1,697,459
EUROPEAN ADOPTION CONSULTANTS INC	\$4,126,665	\$4,126,665	\$1,203,272
ADOPTIONS TOGETHER INC	\$4,201,153	\$4,185,153	\$1,526,655
ADOPTION EXCHANGE ASSOCIATION INC	\$4,263,891	\$4,263,891	\$709,102
GREAT WALL CHINA ADOPTION INC	\$4,481,098	\$4,481,098	\$17,552,249
INDEPENDENT ADOPTION CENTER	\$4,645,866	\$4,645,866	\$1,858,288
JEWISH ADOPTION AND FOSTER CARE OPTIONS INC	\$4,734,820	\$4,734,820	\$540,872
ADOPTIONS FROM THE HEART INC	\$5,045,853	\$5,028,763	\$4,197,198
HARMONY ADOPTIONS OF TENNESSEE INC	\$5,148,504	\$5,148,504	\$766,729
AMERICA WORLD ADOPTION ASSOCIATION	\$6,359,278	\$6,359,278	\$3,875,039
AMERICA WORLD ADOPTION ASSOCIATION	\$6,992,235	\$6,992,235	\$3,956,740
AID TO ADOPTION OF SPECIAL KIDS	\$12,464,657	\$8,962,344	\$13,042,558
GLADNEY CENTER FOR ADOPTION	\$12,512,418	\$12,142,115	\$14,658,875
DAVE THOMAS FOUNDATION FOR ADOPTION	\$25,080,359	\$13,472,413	\$14,387,267
Total	\$131,488,393	\$113,195,851	\$97,954,502

3) Reference Abbreviations

EO = Exempt Organization (IRS Tax)

Class Code = Exempt Organization Classification

Subsection Code = Subsection 501(c) of the Internal Revenue Code of 1986, which define the category under which an organization may be exempt.

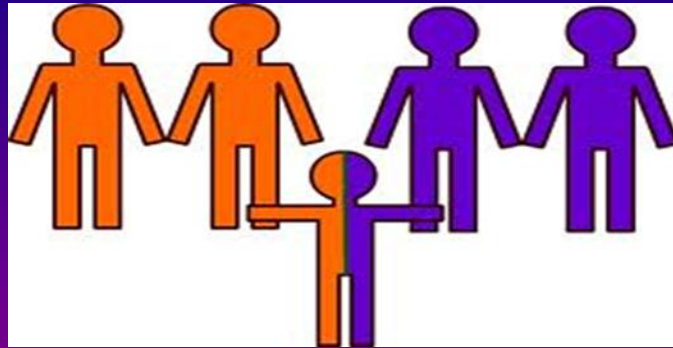
Asset Amount = Asset amount from the most recent Form 990 series return filed by the organization

Income Amount = computer generated amount from the most recent Form 990 series return filed.

F990 Rev Amount = Amount from Form 990, Part 1, Line 12, or Part 1, Line 9, of Form 990EZ.

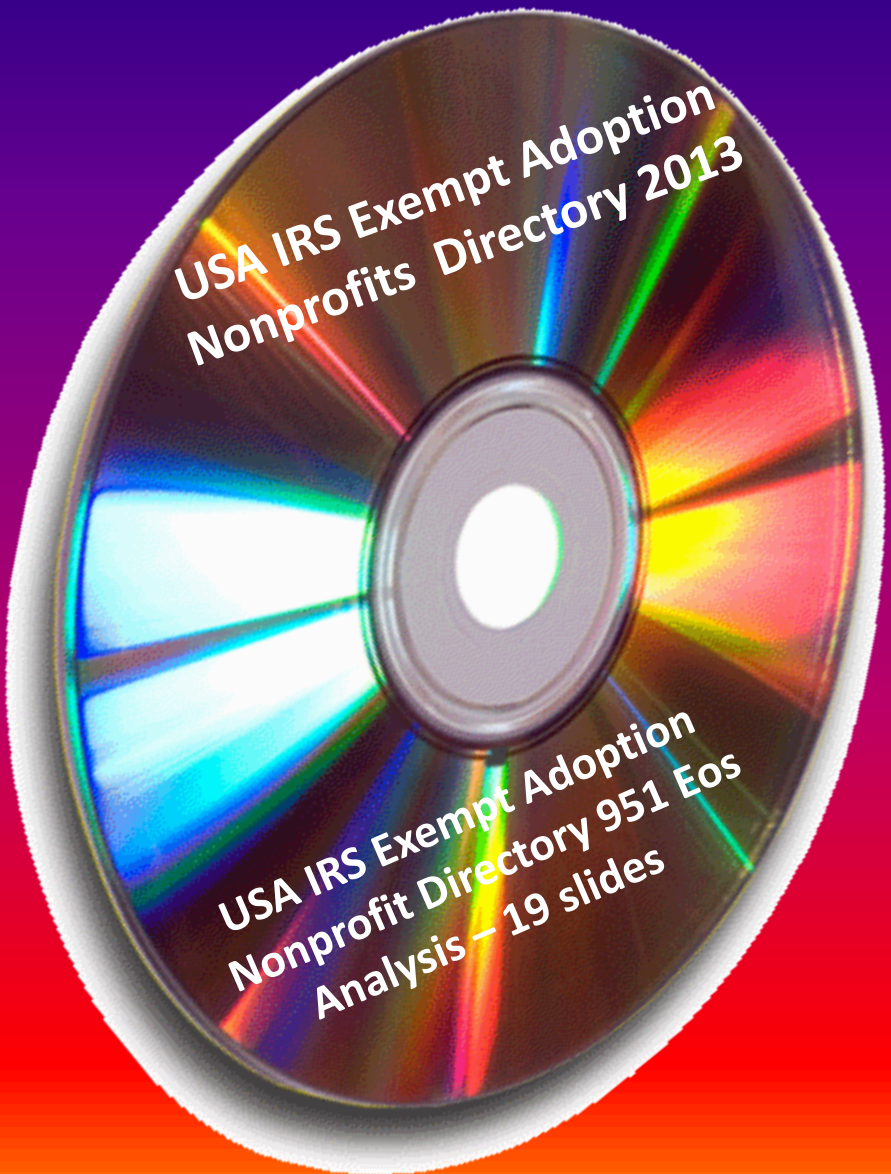
Ruling Year = Year (YYYY) on a ruling or determination letter recognizing the organization's exempt status.

4) Appendix
USA Tax Exempt Adoption
Nonprofits Directory



Introducing
USA IRS Tax Exempt Adoption
Nonprofit Directory

USA Exempt Adoption Nonprofits Directory CD



**Customized analysis report with
current data is available on request**

**Contact: David Yoo
402-212-3548
dcyoo@cox.net**

SOI Tax Stats Data December 10, 2012

USA IRS Exempt Adoption Nonprofit Directory Data Fields

USA IRS Exempt Adoption Nonprofit Directory contains the following 13 data fields; Sorted by State and EO Name

- 1) Organization Name**
- 2) Contact Name (In Care of Name)**
- 3) Street Address**
- 4) City Name**
- 5) State**
- 6) Zip Code**
- 7) Subsection Code**
- 8) Classification Code**
- 9) EO type**
- 10) Ruling Year**
- 11) Asset Amount**
- 12) F990 Revenue Amount**
- 13) Income Amount**



Ordering
USA IRS Exempt Adoption
Nonprofit Directory

Order via dcyoo@cox.net
402-212-3548

National USA Tax Exempt Adoption Organization Nonprofit Analysis 12/10/2012



NONPROFITS

The End of Presentation



David Yoo, Vapsoft
dcyoo@cox.net