

# *National USA Tax Exempt Alumni Organization Nonprofit Analysis 12/10/2012*



David Yoo, Vapsoft  
dcyoo@cox.net

# Table of Contents

**1) Summary**

**2) USA IRS Tax Exempt Alumni Nonprofits Analysis**

**3) Reference Abbreviations**

**4) Appendix**

**USA Tax Exempt Alumni Nonprofits Directory**

# 1) Summary

**“IRS Exempt Alumni Organization Nonprofits Analysis” was prepared by using IRS SOI Tax Stats - Exempt Organizations Business Master File Extract data posted as of December 10, 2012. Data covers all states, Puerto Rico, and International areas.**

**In addition to the analysis report, “IRS Exempt Alumni Nonprofit Directory was attached in the appendix. This directory contains 5,192 IRS exempt Alumni nonprofits which are sorted by organization name for the search purpose.**

**Vapsoft, Excel, and Powerpoint were used to prepare this report. Vapsoft is an OLAP tool to analyze data online. This Vapsoft-based data analysis application for the IRS Exempt Nonprofits data is available upon request. Contact David Yoo, [dcyoo@cox.net](mailto:dcyoo@cox.net)**

## **2) USA Tax Exempt Alumni Nonprofits Analysis**

## 2-1) Tax Exempt Alumni Nonprofits Summary by State as of 12/10/2012

State	No of EO	Asset Amount	Income Amount	F990 Rev Amount
PR	1	\$1,087,136	\$162,178	\$162,178
VI	1	\$65,362	\$103,928	\$29,915
WY	8	\$3,741,524	\$867,493	\$837,504
AK	10	\$2,329,442	\$1,740,403	\$812,954
NM	11	\$14,959,834	\$5,565,501	\$1,695,994
ID	12	\$3,168,317	\$903,883	\$744,226
MT	12	\$6,123,223	\$1,485,812	\$1,482,086
SD	14	\$2,350,924	\$1,675,933	\$1,182,399
UT	16	\$2,923,270	\$473,948	\$410,623
VT	17	\$526,621	\$139,791	\$126,805
NV	18	\$4,289,260	\$1,625,557	\$1,168,735
ND	20	\$1,889,363	\$1,464,556	\$1,025,364
NH	20	\$2,196,042	\$385,911	\$269,522
DE	21	\$7,153,013	\$3,295,714	\$1,933,064
ME	24	\$5,986,154	\$1,864,394	\$1,680,394
HI	28	\$1,814,164	\$1,598,520	\$855,621
NE	32	\$36,686,595	\$7,808,901	\$6,325,477
MS	35	\$26,627,355	\$7,681,609	\$5,844,358
AZ	35	\$26,127,862	\$10,569,543	\$8,992,035
RI	36	\$6,826,834	\$6,429,621	\$4,228,582
OR	47	\$44,951,779	\$11,685,610	\$7,802,462
WV	52	\$51,394,912	\$12,320,935	\$5,657,264
CO	52	\$4,974,265	\$4,258,928	\$3,819,448
IA	52	\$28,743,140	\$10,599,165	\$9,600,600
CT	57	\$41,416,698	\$19,645,792	\$9,500,288
AR	61	\$18,557,023	\$4,530,450	\$1,824,403
SC	63	\$21,145,549	\$6,867,540	\$5,844,896

State	No of EO	Asset Amount	Income Amount	F990 Rev Amount
MN	63	\$47,589,156	\$12,483,926	\$10,041,850
KS	66	\$52,811,125	\$15,137,817	\$13,568,822
KY	68	\$19,600,638	\$10,819,793	\$4,881,099
LA	81	\$49,887,624	\$13,795,727	\$11,764,664
OK	82	\$34,707,350	\$12,608,590	\$8,579,680
WI	90	\$2,543,620,010	\$388,643,405	\$386,934,969
TN	95	\$7,529,501	\$2,379,867	\$1,757,696
DC	96	\$14,707,023	\$6,207,784	\$4,549,535
IN	96	\$77,172,422	\$26,719,772	\$18,920,903
AL	99	\$63,274,008	\$12,149,027	\$11,566,116
WA	100	\$55,533,555	\$17,077,243	\$11,893,306
MI	109	\$103,441,947	\$19,639,112	\$18,115,774
MO	117	\$37,435,426	\$10,852,708	\$8,487,301
GA	120	\$13,333,301	\$16,561,739	\$9,181,236
MA	142	\$45,397,893	\$12,575,846	\$6,200,502
NJ	153	\$28,331,901	\$21,075,184	\$5,691,757
NC	157	\$103,607,598	\$23,025,964	\$21,297,380
VA	173	\$323,636,967	\$53,962,746	\$50,888,614
MD	178	\$108,752,005	\$19,735,727	\$15,402,340
IL	181	\$50,559,148	\$15,735,178	\$13,756,669
PA	241	\$50,671,904	\$20,339,550	\$12,046,227
FL	270	\$11,712,371	\$17,773,306	\$14,296,147
OH	339	\$132,254,959	\$53,287,705	\$24,898,252
NY	381	\$132,266,099	\$60,825,292	\$29,745,073
TX	436	\$77,106,606	\$54,514,751	\$22,157,206
CA	504	\$145,410,834	\$54,584,880	\$40,502,418
<b>Total</b>	<b>5,192</b>	<b>\$4,698,407,032</b>	<b>\$1,098,264,255</b>	<b>\$860,982,733</b>

## 2-2) USA Tax Exempt Alumni Nonprofits EO Summary by EO Type as of 12/10/2012

<b>EO Type</b>	<b>EO</b>	<b>% EO</b>	<b>Asset Amount</b>	<b>% Asset</b>	<b>Income Amount</b>	<b>% Income</b>	<b>F990 Rev Amount</b>	<b>% Rev</b>
Local Association of Employees	5	0%	\$213,812	0%	\$64,227	0%	\$64,227	0%
Board of Trade	17	0%	\$1,519,083	0%	\$931,908	0%	\$891,480	0%
Other	20	0%	\$16,258,796	0%	\$7,377,578	1%	\$3,860,148	0%
Domestic Fraternal Societies	21	0%	\$369,883	0%	\$153,105	0%	\$153,105	0%
Business League	25	0%	\$3,002,626	0%	\$1,402,648	0%	\$772,272	0%
Organization of War Veteran	29	1%	\$155,406	0%	\$104,968	0%	\$75,134	0%
Social Welfare Organization	54	1%	\$1,548,976	0%	\$879,412	0%	\$724,620	0%
Title?Holding Corporation	55	1%	\$45,435,058	1%	\$8,344,432	1%	\$7,715,760	1%
Civic League	155	3%	\$3,656,858	0%	\$2,130,840	0%	\$1,416,707	0%
Pleasure/Recreation/Social Club	607	12%	\$81,802,168	2%	\$27,539,837	3%	\$24,478,982	3%
501(c)(3)	4,204	81%	\$4,544,444,366	97%	\$1,049,335,300	96%	\$820,830,298	95%
<b>Total</b>	<b>5,192</b>	<b>100%</b>	<b>\$4,698,407,032</b>	<b>100%</b>	<b>\$1,098,264,255</b>	<b>100%</b>	<b>\$860,982,733</b>	<b>100%</b>

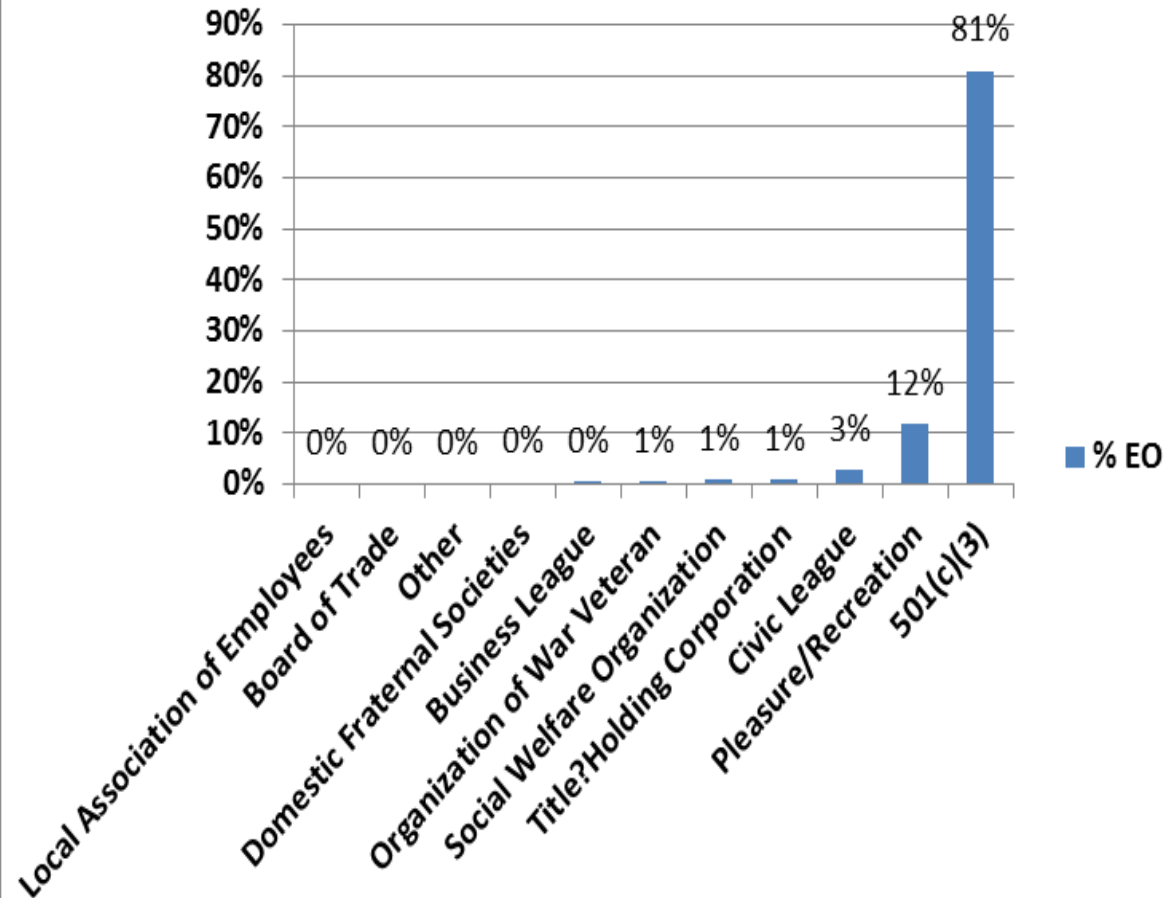
# 2-3) USA Tax Exempt Alumni Nonprofits

## No of EO by EO Type as of 12/10/2012

EO Type	EO	% EO
Local Association of Employees	5	0%
Board of Trade	17	0%
Other	20	0%
Domestic Fraternal Societies	21	0%
Business League	25	0%
Organization of War Veteran	29	1%
Social Welfare Organization	54	1%
Title?Holding Corporation	55	1%
Civic League	155	3%
Pleasure/Recreation	607	12%
501(c)(3)	4,204	81%
<b>Total</b>	<b>5,192</b>	<b>100%</b>

### USA Tax Exempt Alumni Nonprofits

#### No of EO by EO Type 12/10/2012

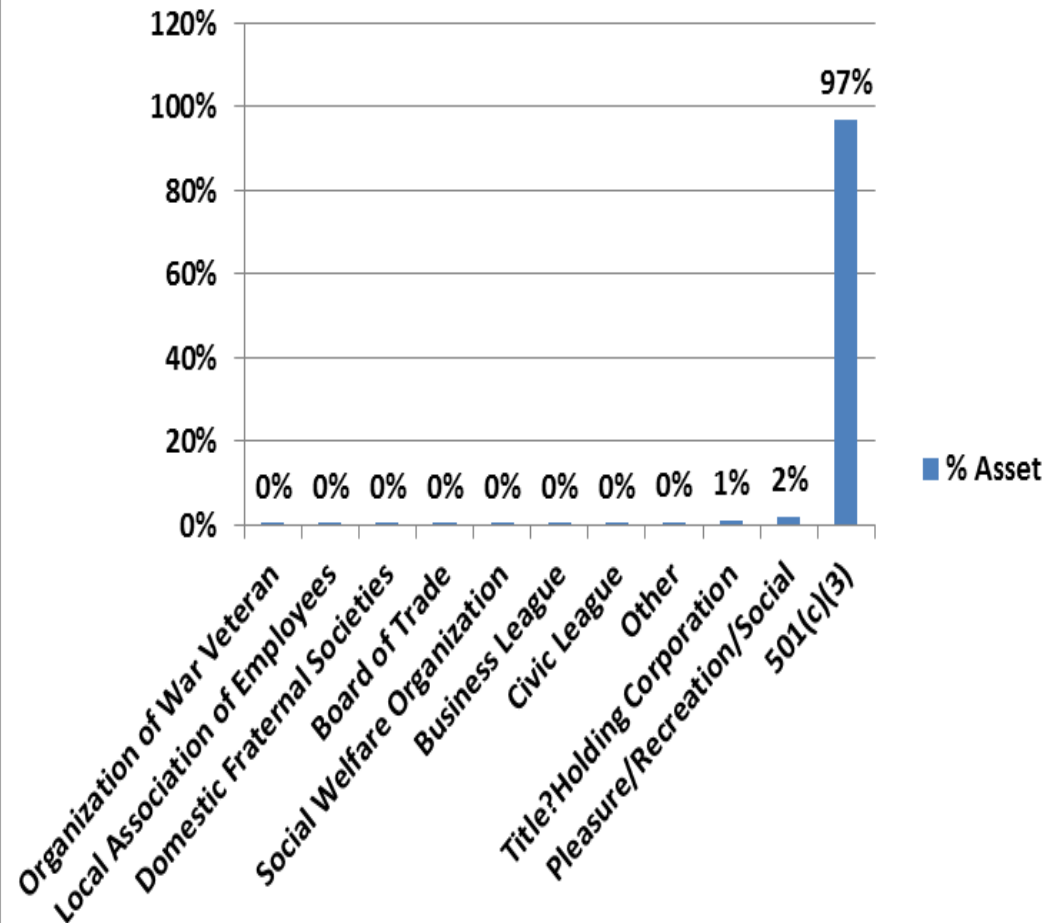




## 2-4) USA Tax Exempt Alumni Nonprofits Asset Summary by EO Type as of 12/10/2012

EO Type	Asset Amount	% Asset
Organization of War Veteran	\$155,406	0%
Local Association of Employees	\$213,812	0%
Domestic Fraternal Societies	\$369,883	0%
Board of Trade	\$1,519,083	0%
Social Welfare Organization	\$1,548,976	0%
Business League	\$3,002,626	0%
Civic League	\$3,656,858	0%
Other	\$16,258,796	0%
Title?Holding Corporation	\$45,435,058	1%
Pleasure/Recreation/Social	\$81,802,168	2%
501(c)(3)	\$4,544,444,366	97%
<b>Total</b>	<b>\$4,698,407,032</b>	<b>100%</b>

### USA Tax Exempt Alumni Nonprofits Asset % by EO Type 12/10/2012

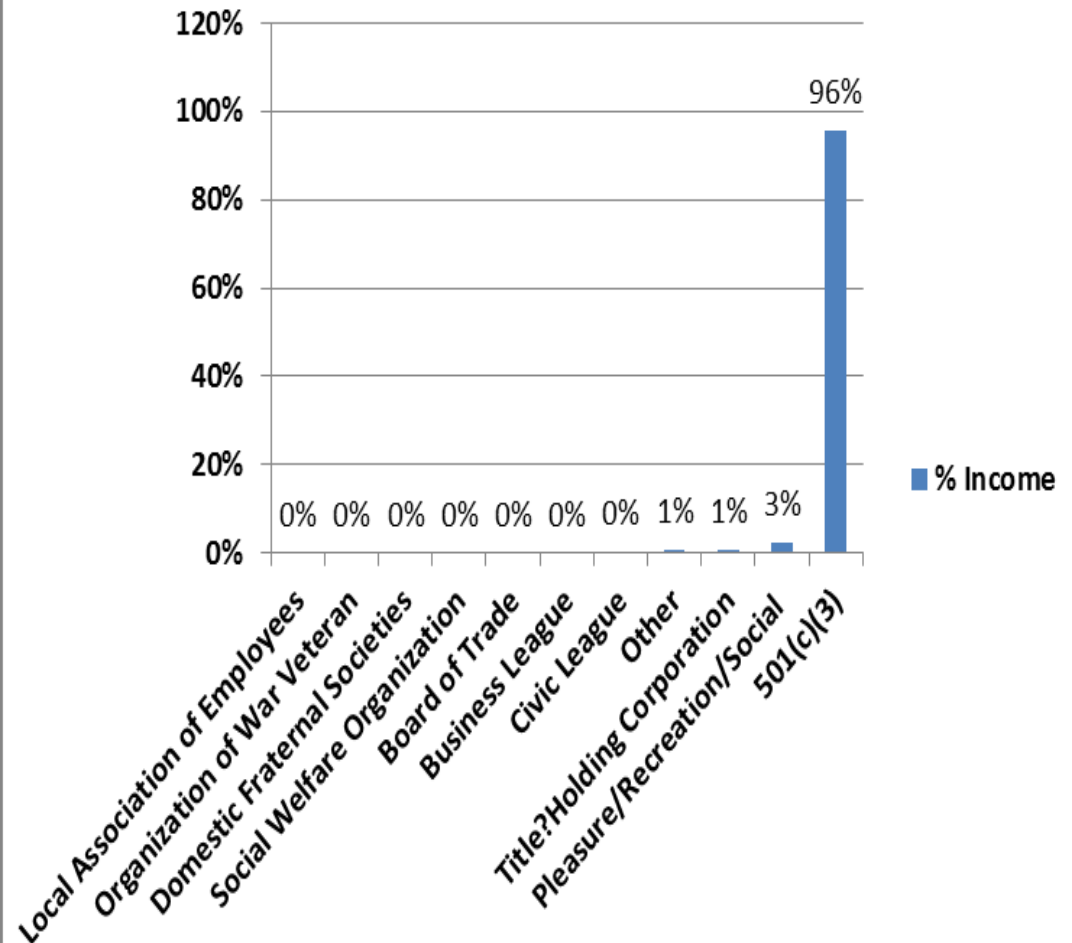




## 2-5) USA Tax Exempt Alumni Nonprofits Income Summary by EO Type as of 12/10/2012

EO Type	Income Amount	% Income
Local Association of Employees	\$64,227	0%
Organization of War Veteran	\$104,968	0%
Domestic Fraternal Societies	\$153,105	0%
Social Welfare Organization	\$879,412	0%
Board of Trade	\$931,908	0%
Business League	\$1,402,648	0%
Civic League	\$2,130,840	0%
Other	\$7,377,578	1%
Title?Holding Corporation	\$8,344,432	1%
Pleasure/Recreation/Social	\$27,539,837	3%
501(c)(3)	\$1,049,335,300	96%
<b>Total</b>	<b>\$1,098,264,255</b>	<b>100%</b>

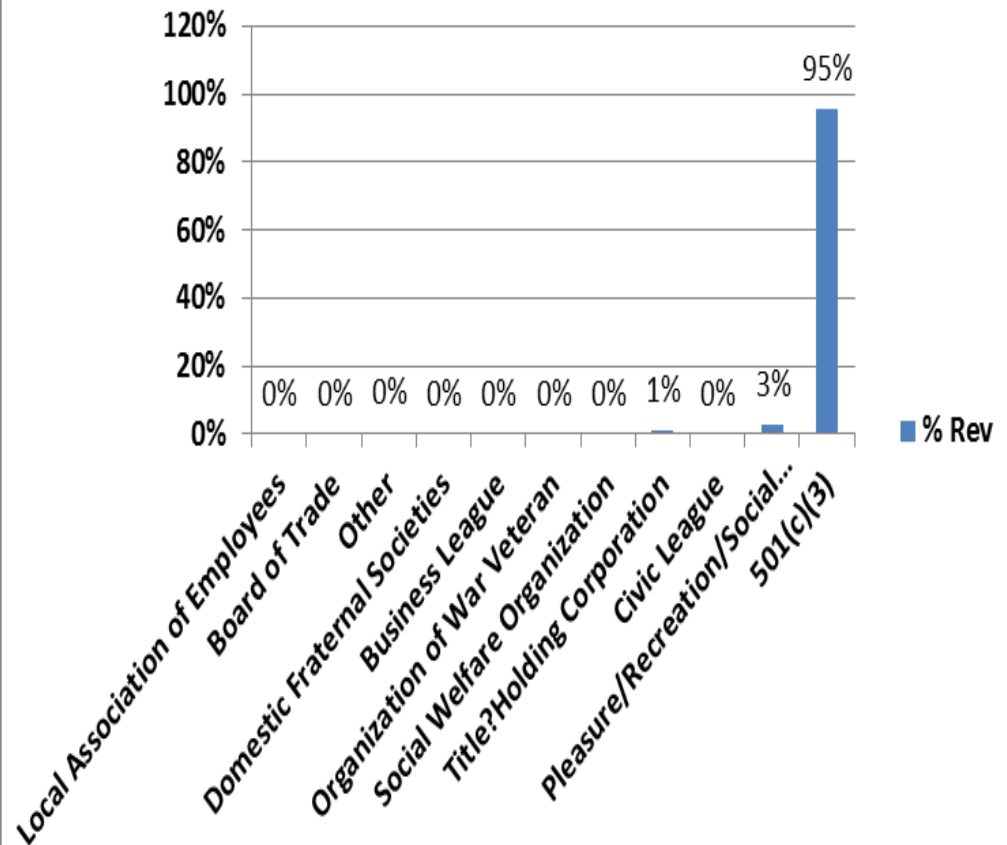
### USA Tax Exempt Alumni Nonprofits Income % by EO Type 12/10/2012



## 2-6) USA Tax Exempt Alumni Nonprofits Revenue Summary by EO Type as of 12/10/2012

EO Type	F990 Rev Amount	% Rev
Local Association of Employees	\$64,227	0%
Board of Trade	\$891,480	0%
Other	\$3,860,148	0%
Domestic Fraternal Societies	\$153,105	0%
Business League	\$772,272	0%
Organization of War Veteran	\$75,134	0%
Social Welfare Organization	\$724,620	0%
Title?Holding Corporation	\$7,715,760	1%
Civic League	\$1,416,707	0%
Pleasure/Recreation/Social Club	\$24,478,982	3%
501(c)(3)	\$820,830,298	95%
<b>Total</b>	<b>\$860,982,733</b>	<b>100%</b>

### USA Tax Exempt Alumni Nonprofits Revenue Summary by EO Type 12/10/2012



# 2-7) USA Tax Exempt Alumni Nonprofits

## Asset Amount by Top 50 EO as of 12/10/2012

Organization Name	Asset Amount
UNIVERSITY OF ARIZONA ALUMNI ASSOCIATION	\$8,968,542
SYRACUSE HEALTH SCIENCE CENTER MEDICAL ALUMNI	\$8,977,937
UNIVERSITY OF NEW MEXICO ALUMNI ASSOCIATION	\$9,064,597
WISCONSIN ALUMNI ASSOCIATION INC	\$9,136,515
GREATER UNIVERSITY OF SOUTH CAROLINA ALUMNI	\$9,235,981
UNIVERSITY OF CONNECTICUT ALUMNI ASSOCIATION	\$9,413,042
BROOKLYN TECH ALUMNI FOUNDATION INC	\$9,861,444
SOCIETY-ALUMNI OF COLLEGE OF WILLIAM AND MARY	\$10,238,414
WASHINGTON STATE UNIVERSITY ALUMNI ASSOC	\$10,702,837
AGRICULTURAL ALUMNI SEED IMPROVEMENT ASSOC	\$10,831,303
WEST VIRGINIA UNIVERSITY ALUMNI ASSOC LOYALTY	\$11,818,121
TEXAS TECH ALUMNI ASSOCIATION	\$11,980,095
MINER ALUMNI ASSOCIATION	\$12,346,239
MISSISSIPPI STATE UNIVERSITY ALUMNI FOUNDATION	\$13,034,400
UNIVERSITY OF NEBRASKA AT OMAHA ALUMNI ASSOC	\$13,169,307
ALUMNI ASSOC OF THE UNIVERSITY OF OREGON	\$13,314,324
GLENVILLE STATE COLLEGE ALUMNI FOUNDATION	\$13,448,700
ALUMNI ASSOCIATION OF KANSAS STATE UNIVERSITY	\$14,254,632
AUBURN ALUMNI ASSOCIATION FUND	\$14,911,519
ARIZONA STATE UNIVERSITY ALUMNI ASSOCIATION	\$15,193,429
UCLA ALUMNI ASSOCIATION	\$16,233,961
ALUMNI ASSOCIATION UNIVERSITY OF NEBRASKA	\$16,528,822
UNIVERSITY OF KENTUCKY ALUMNI ASSOCIATION	\$16,558,134
UNIVERSITY OF MARYLAND ALUMNI	\$17,468,073

Organization Name	Asset Amount
MINNESOTA STATE UNIVERSITY MOORHEAD ALUMNI	\$18,173,244
STEPHEN F AUSTIN STATE UNIVERSITY ALUMNI	\$18,228,988
UNIVERSITY OF ILLINOIS ALUMNI ASSOCIATION	\$18,704,438
KANSAS UNIVERSITY ALUMNI ASSOCIATION	\$19,620,152
OREGON STATE UNIVERSITY ALUMNI ASSOC	\$19,989,502
OKLAHOMA STATE UNIVERSITY ALUMNI ASSOCIATION	\$21,360,939
SCHOLARSHIP/WELFARE FUNDS-ALUMNI-HUNTER COLLEGE	\$21,574,527
US MERCHANT MARINE ACADEMY ALUMNI FOUNDATION	\$21,602,473
INDIANA UNIVERSITY ALUMNI ASSOCIATION INC	\$22,446,836
WEST VIRGINIA UNIVERSITY ALUMNI ASSOCIATION INC	\$23,190,470
US COAST GUARD ACADEMY ALUMNI ASSOCIATION	\$23,236,611
UNIVERSITY OF MINNESOTA ALUMNI ASSOCIATION	\$24,298,037
OHIO STATE UNIVERSITY ALUMNI ASSOCIATION INC	\$24,886,075
UNIVERSITY OF WASHINGTON ALUMNI ASSOCIATION	\$25,826,864
NORTH CAROLINA STATE UNIVERSITY ALUMNI ASSOC	\$28,070,008
PURDUE ALUMNI ASSOCIATION MEMORIAL UNION BLDG	\$31,350,090
LSU ALUMNI ASSOCIATION	\$34,626,564
CALIFORNIA ALUMNI ASSOCIATION	\$36,474,442
UNIVERSITY OF ALABAMA ALUMNI ASSOC ALUMNI HALL	\$38,819,432
CASE ALUMNI FOUNDATION	\$49,553,223
GENERAL ALUMNI ASSOC	\$52,534,374
ALUMNI BOARD-UNIVERSITY OF VIRGINIA ENDOWMENT	\$54,215,810
UNITED STATES NAVAL ACADEMY ALUMNI ASSOC	\$70,002,395
ALUMNI ASSOCIATION OF UNIVERSITY OF MICHIGAN	\$94,432,321
UNIVERSITY OF VIRGINIA ALUMNI ASSOCIATION	\$233,472,024
WISCONSIN ALUMNI RESEARCH FOUNDATION	\$2,516,480,610
<b>Total</b>	<b>\$3,839,860,817</b>

## 2-8) USA Tax Exempt Alumni Nonprofits Income Amount by Top 50 EO as of 12/10/2012

Organization Name	Income Amount
IOWA STATE UNIVERSITY ALUMNI ASSOCIATION	\$3,695,595
THE UNIVERSITY OF HOUSTON ALUMNI ASSOCIATION	\$3,811,189
ALUMNI ASSOCIATION OF THE UNIVERSITY OF OREGON	\$3,939,161
UNIVERSITY OF FLORIDA ALUMNI ASSOCIATION INC	\$4,110,712
UNIVERSITY OF MINNESOTA ALUMNI ASSOCIATION	\$4,207,046
PURDUE ALUMNI - MEMORIAL UNION BUILDING	\$4,319,095
ALUMNI ASSOCIATION OF KANSAS STATE UNIVERSITY	\$4,323,062
UNIVERSITY OF MARYLAND ALUMNI	\$4,393,102
ARIZONA STATE UNIVERSITY ALUMNI ASSOCIATION	\$4,483,750
ALUMNI ASSOC UNIVERSITY OF RHODE ISLAND	\$4,565,217
NORTH CAROLINA STATE UNIVERSITY ALUMNI ASSOC	\$4,566,357
TEXAS TECH ALUMNI ASSOCIATION	\$4,587,224
MINNESOTA STATE UNIVERSITY MOORHEAD ALUMNI	\$4,692,377
GLENVILLE STATE COLLEGE ALUMNI FOUNDATION INC	\$4,701,225
SYRACUSE HEALTH SCIENCE CENTER MEDICAL ALUMNI	\$4,719,108
UCLA ALUMNI ASSOCIATION	\$4,802,495
SOCIETY-ALUMNI OF COLLEGE OF WILLIAM AND MARY	\$4,831,845
UNIVERSITY OF NEW MEXICO ALUMNI ASSOC	\$4,882,806
WISCONSIN ALUMNI ASSOCIATION INC	\$4,919,443
ALUMNI ASSOCIATION OF NEW JERSEY	\$4,992,539
OREGON STATE UNIVERSITY ALUMNI ASSOC	\$5,138,739
US MERCHANT MARINE ACADEMY ALUMNI FOUNDATION	\$5,287,459
UNIVERSITY OF ARIZONA ALUMNI ASSOCIATION	\$5,391,646
KANSAS UNIVERSITY ALUMNI ASSOCIATION	\$5,778,661

Organization Name	Income Amount
AGRICULTURAL ALUMNI SEED IMPROVEMENT ASSOC	\$5,906,969
ALUMNI-FRIENDS-FIORELLO H LAGUARDIA HIGH SCHOOL	\$5,968,861
UNIVERSITY OF WASHINGTON ALUMNI ASSOCIATION	\$6,028,972
WASHINGTON STATE UNIVERSITY ALUMNI ASSOCIATION	\$6,196,995
GEORGIA TECH ALUMNI ASSOCIATION INC	\$6,208,080
UNIVERSITY OF ALABAMA ALUMNI ASSOC ALUMNI HALL	\$6,439,247
NATIONAL FOOTBALL LEAGUE ALUMNI INC	\$6,627,811
GEORGIA COLLEGE ALUMNI ASSOCIATION INC	\$7,070,514
GENERAL ALUMNI ASSOC	\$7,559,446
CATHOLIC MEDICAL COLLEGE OF KOREA ALUMNI ASSOC	\$8,004,155
UNIVERSITY OF KENTUCKY ALUMNI ASSOCIATION INC	\$8,228,461
UNIVERSITY OF ILLINOIS ALUMNI ASSOCIATION	\$8,292,473
LSU ALUMNI ASSOCIATION	\$8,634,847
ALUMNI ASSOC-ROMAN CATHOLIC HIGH SCHOOL-PHILADELPHIA	\$8,711,252
OKLAHOMA STATE UNIVERSITY ALUMNI ASSOCIATION	\$9,913,655
UNITED STATES NAVAL ACADEMY ALUMNI ASSOC	\$9,934,239
SCHOLARSHIP/WELFARE FUNDS-ALUMNI ASS-HUNTER COLLE	\$10,241,441
US COAST GUARD ACADEMY ALUMNI ASSOCIATION	\$11,713,715
INDIANA UNIVERSITY ALUMNI ASSOCIATION INC	\$12,540,223
OHIO STATE UNIVERSITY ALUMNI ASSOCIATION INC	\$14,681,623
ALUMNI ASSOCIATION OF THE UNIVERSITY OF MICHIGAN	\$15,209,662
CALIFORNIA ALUMNI ASSOCIATION	\$19,291,626
CASE ALUMNI FOUNDATION	\$20,319,875
STEPHEN F AUSTIN STATE UNIVERSITY ALUMNI	\$25,477,531
UNIVERSITY OF VIRGINIA ALUMNI ASSOCIATION	\$37,530,446
WISCONSIN ALUMNI RESEARCH FOUNDATION	\$378,383,880
<b>Total</b>	<b>\$776,255,852</b>

# 3) Reference Abbreviations

**EO** = Exempt Organization (IRS Tax)

**Class Code** = Exempt Organization Classification

**Subsection Code** = Subsection 501(c) of the Internal Revenue Code of 1986, which define the category under which an organization may be exempt.

**Asset Amount** = Asset amount from the most recent Form 990 series return filed by the organization

**Income Amount** = computer generated amount from the most recent Form 990 series return filed.

**F990 Rev Amount** = Amount from Form 990, Part 1, Line 12, or Part 1, Line 9, of Form 990EZ.

**Ruling Year** = Year (YYYY) on a ruling or determination letter recognizing the organization's exempt status.

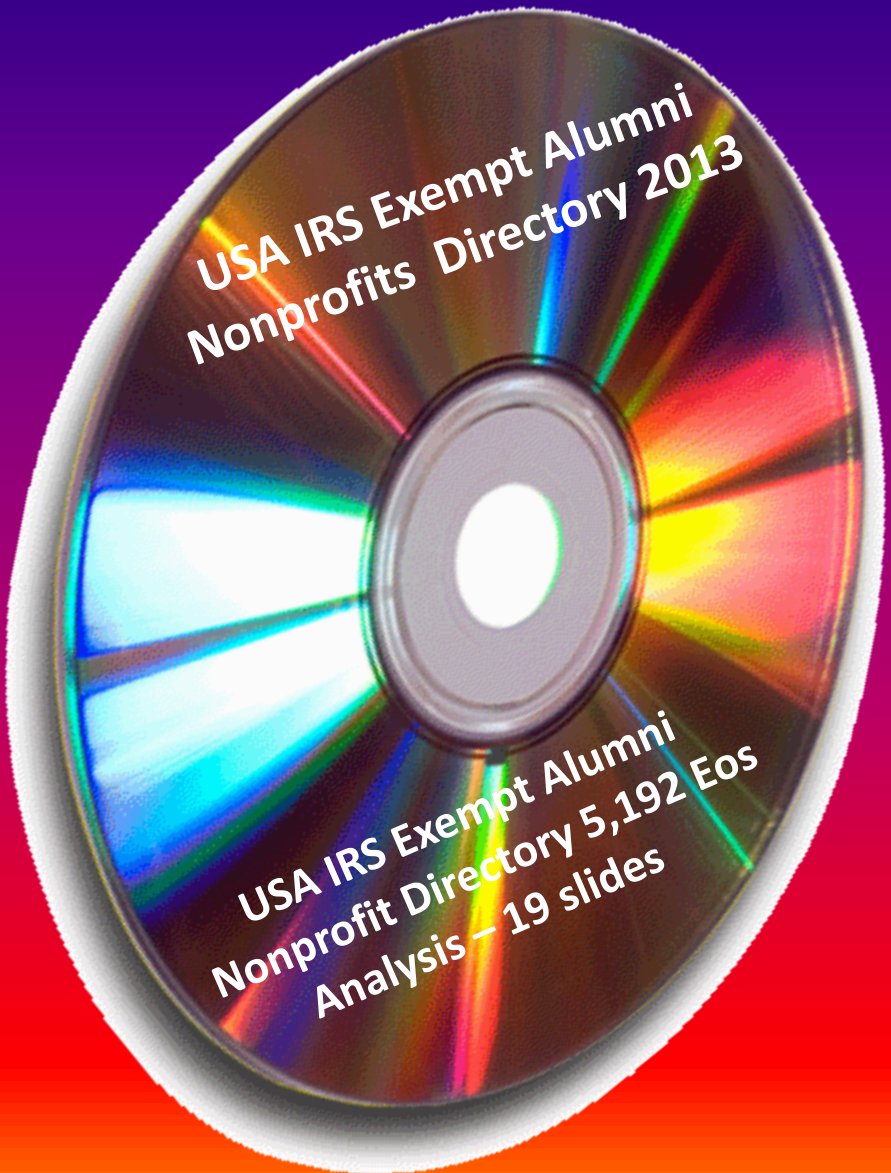
**4) Appendix**  
**USA Tax Exempt Alumni**  
**Nonprofits Directory**



**Introducing  
USA IRS Tax Exempt Alumni  
Nonprofit Directory**



# USA Exempt Alumni Nonprofit Directory CD



**Customized analysis report with  
current data is available on request**

**Contact: David Yoo  
402-212-3548  
dcyoo@cox.net**

**SOI Tax Stats Data December 10, 2012**

# **USA IRS Exempt Alumni Nonprofit Directory Data Fields**

**USA IRS Exempt Alumni Nonprofit Directory contains the following 13 data fields; Sorted by State and EO Name**

- 1) Organization Name**
- 2) Contact Name (In Care of Name)**
- 3) Street Address**
- 4) City Name**
- 5) State**
- 6) Zip Code**
- 7) Subsection Code**
- 8) Classification Code**
- 9) EO type**
- 10) Ruling Year**
- 11) Asset Amount**
- 12) F990 Revenue Amount**
- 13) Income Amount**



**Ordering  
USA IRS Exempt Alumni  
Nonprofit Directory**

**Order via [dcyoo@cox.net](mailto:dcyoo@cox.net)  
402-212-3548**

# *National USA Tax Exempt Alumni Organization Nonprofit Analysis 12/10/2012*



**The End of Presentation**

David Yoo, Vapsoft  
dcyoo@cox.net