


National USA Tax Exempt Korean Organization Nonprofit Analysis 12/10/2012



**David Yoo, Vapsoft
dcyoo@cox.net**

Table of Contents

1) Summary

2) USA IRS Tax Exempt Korean Nonprofits Analysis

3) Reference Abbreviations

4) Appendix

USA Tax Exempt Korean Nonprofits Directory

1) Summary

“IRS Exempt Korean Organization Nonprofits Analysis” was prepared by using IRS SOI Tax Stats - Exempt Organizations Business Master File Extract data posted as of December 10, 2012. Data covers all states, Puerto Rico, and International areas.

In addition to the analysis report, “IRS Exempt Korean Nonprofit Directory was attached in the appendix. This directory contains 2,535 IRS exempt Korean nonprofits which are sorted by State and organization name for the search purpose.

Vapsoft, Excel, and Powerpoint were used to prepare this report. Vapsoft is an OLAP tool to analyze data online. This Vapsoft-based data analysis application for the IRS Exempt Nonprofits data is available upon request. Contact David Yoo, dcyoo@cox.net

2) USA Tax Exempt Korean Nonprofits Analysis

2-1) Tax Exempt Korean Nonprofits

EO Summary by State Part 1 as of 12/10/2012

State	EO	% EO	Asset Amount	% Asset	Income Amount	% Income	F990 Rev Amount	% Rev
AP	1	0%	\$26,997	0%	\$7,389	0%	\$7,389	0%
AR	1	0%	\$0	0%	\$0	0%	\$0	0%
ME	1	0%	\$0	0%	\$0	0%	\$0	0%
NE	1	0%	\$0	0%	\$0	0%	\$0	0%
ND	1	0%	\$0	0%	\$0	0%	\$0	0%
AS	1	0%	\$0	0%	\$0	0%	\$0	0%
XX	1	0%	\$0	0%	\$0	0%	\$0	0%
WV	1	0%	\$0	0%	\$0	0%	\$0	0%
SD	2	0%	\$0	0%	\$0	0%	\$0	0%
MP	2	0%	\$946,922	0%	\$451,922	0%	\$432,913	0%
VT	2	0%	\$0	0%	\$0	0%	\$0	0%
MS	2	0%	\$0	0%	\$0	0%	\$0	0%
MT	2	0%	\$0	0%	\$0	0%	\$0	0%
WY	3	0%	\$0	0%	\$0	0%	\$0	0%
GU	3	0%	\$0	0%	\$0	0%	\$0	0%
WI	4	0%	\$0	0%	\$0	0%	\$0	0%
IA	4	0%	\$2,740,001	1%	\$1,905,348	1%	\$439,519	0%
ID	5	0%	\$0	0%	\$0	0%	\$0	0%
RI	5	0%	\$55,007	0%	\$19,235	0%	\$19,235	0%
NH	7	0%	\$0	0%	\$0	0%	\$0	0%
SC	8	0%	\$0	0%	\$0	0%	\$0	0%
UT	8	0%	\$6,112	0%	\$62,889	0%	\$62,889	0%
DE	8	0%	\$107,450	0%	\$166,091	0%	\$166,091	0%
LA	9	0%	\$0	0%	\$0	0%	\$0	0%
OK	9	0%	\$51,936	0%	\$25,673	0%	\$25,673	0%
NM	10	0%	\$0	0%	\$0	0%	\$0	0%
AL	10	0%	\$85,674	0%	\$233,208	0%	\$233,208	0%
NV	10	0%	\$103,500	0%	\$146,868	0%	\$146,868	0%

2-2) Tax Exempt Korean Nonprofits

EO Summary by State Part 2 as of 12/10/2012

State	EO	% EO	Asset Amount	% Asset	Income Amount	% Income	F990 Rev Amount	% Rev
DC	10	0%	\$2,442,749	1%	\$2,845,200	2%	\$2,841,701	2%
KY	11	0%	\$0	0%	\$0	0%	\$0	0%
IN	13	1%	\$154,492	0%	\$58,758	0%	\$58,758	0%
AK	14	1%	\$163,380	0%	\$116,444	0%	\$116,444	0%
MN	17	1%	\$465,777	0%	\$1,136,314	1%	\$1,084,969	1%
MO	20	1%	\$96,517	0%	\$101,716	0%	\$74,814	0%
CT	20	1%	\$1,744,718	1%	\$994,075	1%	\$966,766	1%
AZ	22	1%	\$1,831,052	1%	\$1,103,470	1%	\$1,103,470	1%
KS	23	1%	\$1,140,826	1%	\$567,369	0%	\$310,593	0%
TN	24	1%	\$467,532	0%	\$115,839	0%	\$100,252	0%
OR	32	1%	\$571,652	0%	\$368,643	0%	\$306,060	0%
NC	33	1%	\$828,431	0%	\$12,802,995	7%	\$12,780,100	8%
MA	36	1%	\$2,352,740	1%	\$415,325	0%	\$401,465	0%
MI	39	2%	\$3,892,309	2%	\$1,118,512	1%	\$1,110,393	1%
CO	44	2%	\$631,232	0%	\$2,001,446	1%	\$1,983,307	1%
HI	48	2%	\$2,255,759	1%	\$1,252,235	1%	\$517,167	0%
OH	68	3%	\$2,058,559	1%	\$2,330,301	1%	\$2,089,899	1%
WA	69	3%	\$12,823,420	6%	\$24,868,575	14%	\$23,372,356	15%
PA	74	3%	\$2,766,898	1%	\$1,757,452	1%	\$1,627,954	1%
GA	79	3%	\$2,733,866	1%	\$3,051,998	2%	\$3,051,953	2%
MD	84	3%	\$5,807,608	3%	\$2,574,234	1%	\$2,515,832	2%
FL	88	3%	\$1,585,894	1%	\$759,872	0%	\$744,365	0%
IL	92	4%	\$17,139,669	8%	\$12,670,146	7%	\$12,594,300	8%
NJ	104	4%	\$8,557,333	4%	\$12,936,230	7%	\$3,471,427	2%
VA	108	4%	\$10,397,598	5%	\$6,942,667	4%	\$5,045,766	3%
TX	132	5%	\$4,768,235	2%	\$1,632,958	1%	\$1,630,624	1%
NY	248	10%	\$40,112,771	19%	\$24,349,743	14%	\$21,408,244	14%
CA	862	34%	\$81,774,969	38%	\$51,956,553	30%	\$48,230,618	32%
Total	2,535	100%	\$213,689,585	100%	\$173,847,693	100%	\$151,073,382	100%

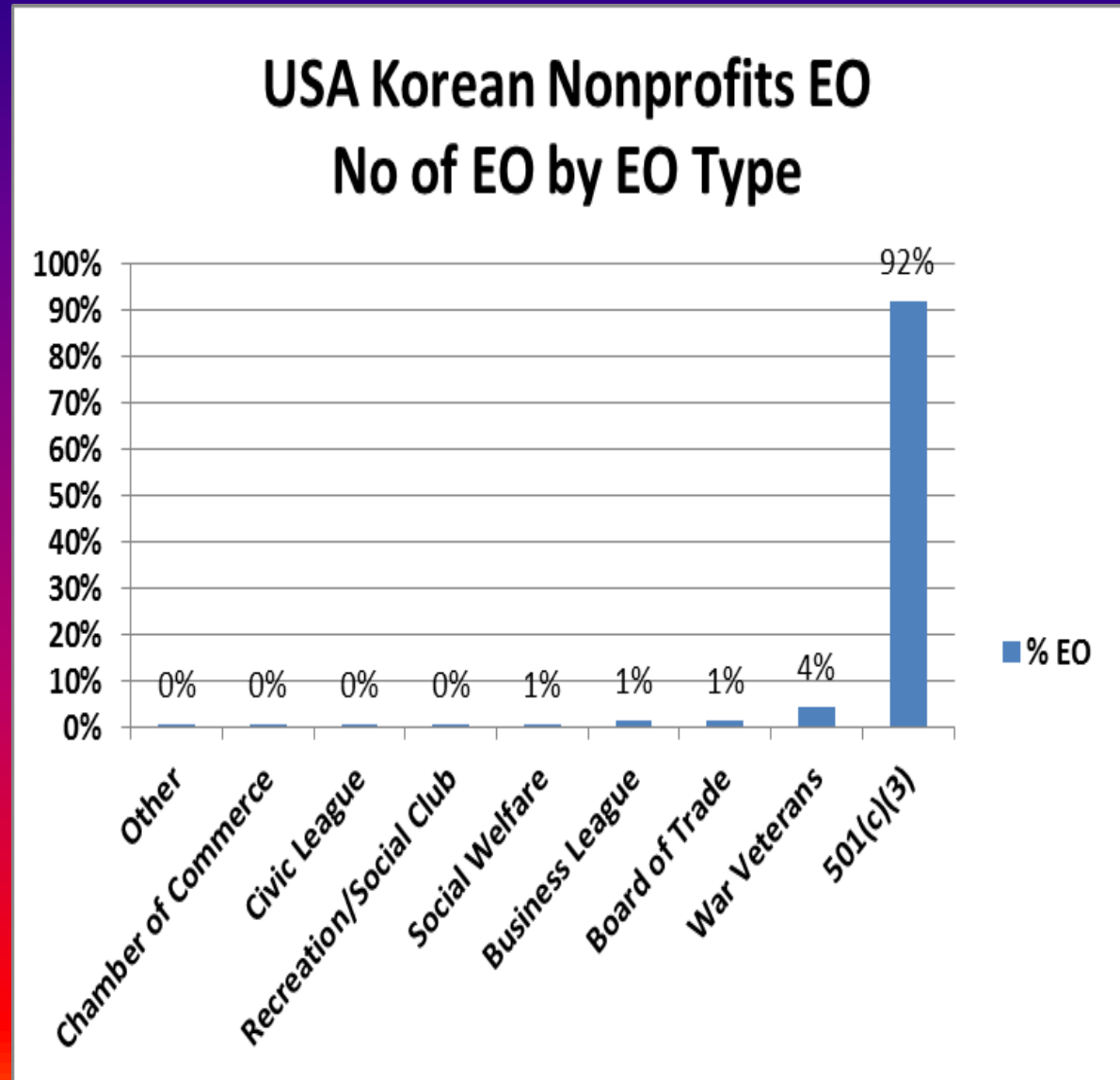
2-3) USA Tax Exempt Korean Nonprofits EO Summary by EO Type as of 12/10/2012

EO Type	EO	% EO	Asset Amount	% Asset	Income Amount	% Income	F990 Rev Amount	% Rev
Other	6	0%	\$11,376,460	5%	\$5,719,839	3%	\$5,719,839	4%
Chamber of Commerce	7	0%	\$296,327	0%	\$892,707	1%	\$857,977	1%
Civic League	11	0%	\$256,468	0%	\$431,171	0%	\$182,471	0%
Recreation/Social Club	11	0%	\$280,637	0%	\$281,755	0%	\$253,972	0%
Social Welfare	13	1%	\$210,196	0%	\$153,315	0%	\$134,902	0%
Business League	29	1%	\$1,315,898	1%	\$2,179,436	1%	\$2,084,763	1%
Board of Trade	30	1%	\$4,093,036	2%	\$4,839,057	3%	\$4,871,641	3%
War Veterans	103	4%	\$2,060,845	1%	\$2,486,270	1%	\$2,227,658	1%
501(c)(3)	2,325	92%	\$193,799,718	91%	\$156,864,143	90%	\$134,740,159	89%
Total	2,535	100%	\$213,689,585	100%	\$173,847,693	100%	\$151,073,382	100%

2-4) USA Tax Exempt Korean Nonprofits

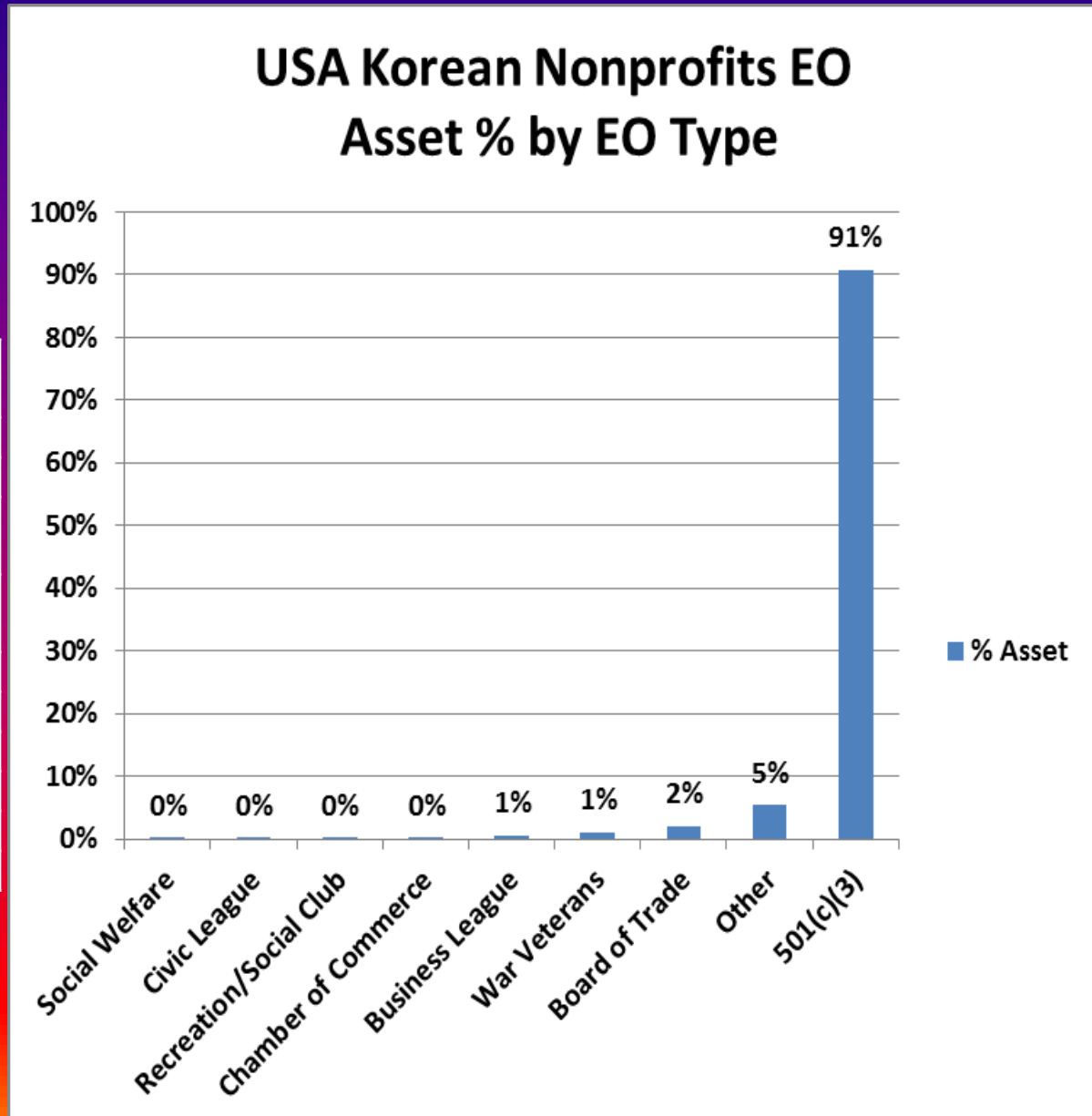
No of EO by EO Type as of 12/10/2012

EO Type	EO	% EO
Other	6	0%
Chamber of Commerce	7	0%
Civic League	11	0%
Recreation/Social Club	11	0%
Social Welfare	13	1%
Business League	29	1%
Board of Trade	30	1%
War Veterans	103	4%
501(c)(3)	2,325	92%
Total	2,535	100%



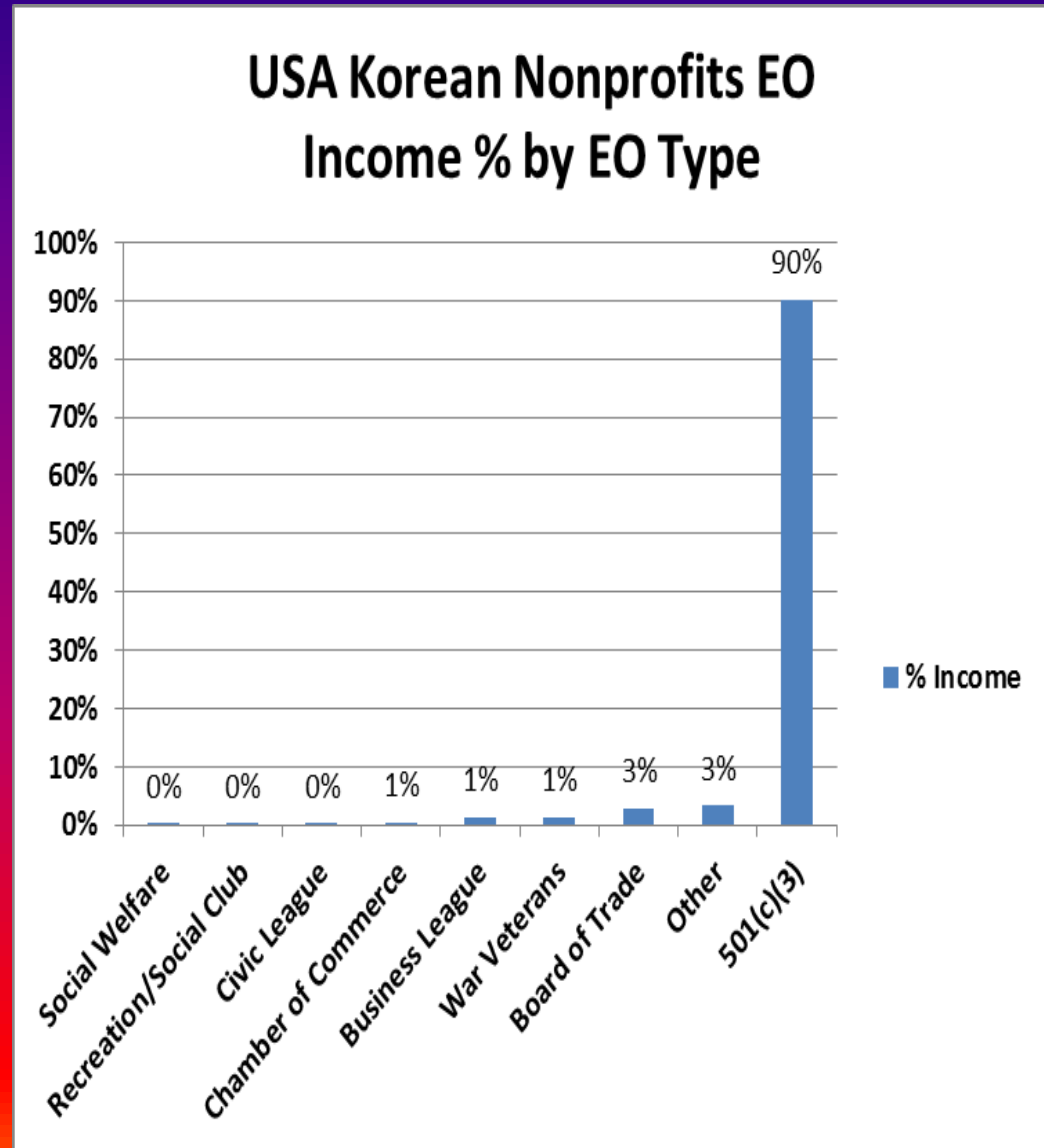
2-5) USA Tax Exempt Korean Nonprofits Asset Summary by EO Type as of 12/10/2012

EO Type	Asset Amount	% Asset
Social Welfare	\$210,196	0%
Civic League	\$256,468	0%
Recreation/Social Club	\$280,637	0%
Chamber of Commerce	\$296,327	0%
Business League	\$1,315,898	1%
War Veterans	\$2,060,845	1%
Board of Trade	\$4,093,036	2%
Other	\$11,376,460	5%
501(c)(3)	\$193,799,718	91%
Total	\$213,689,585	100%



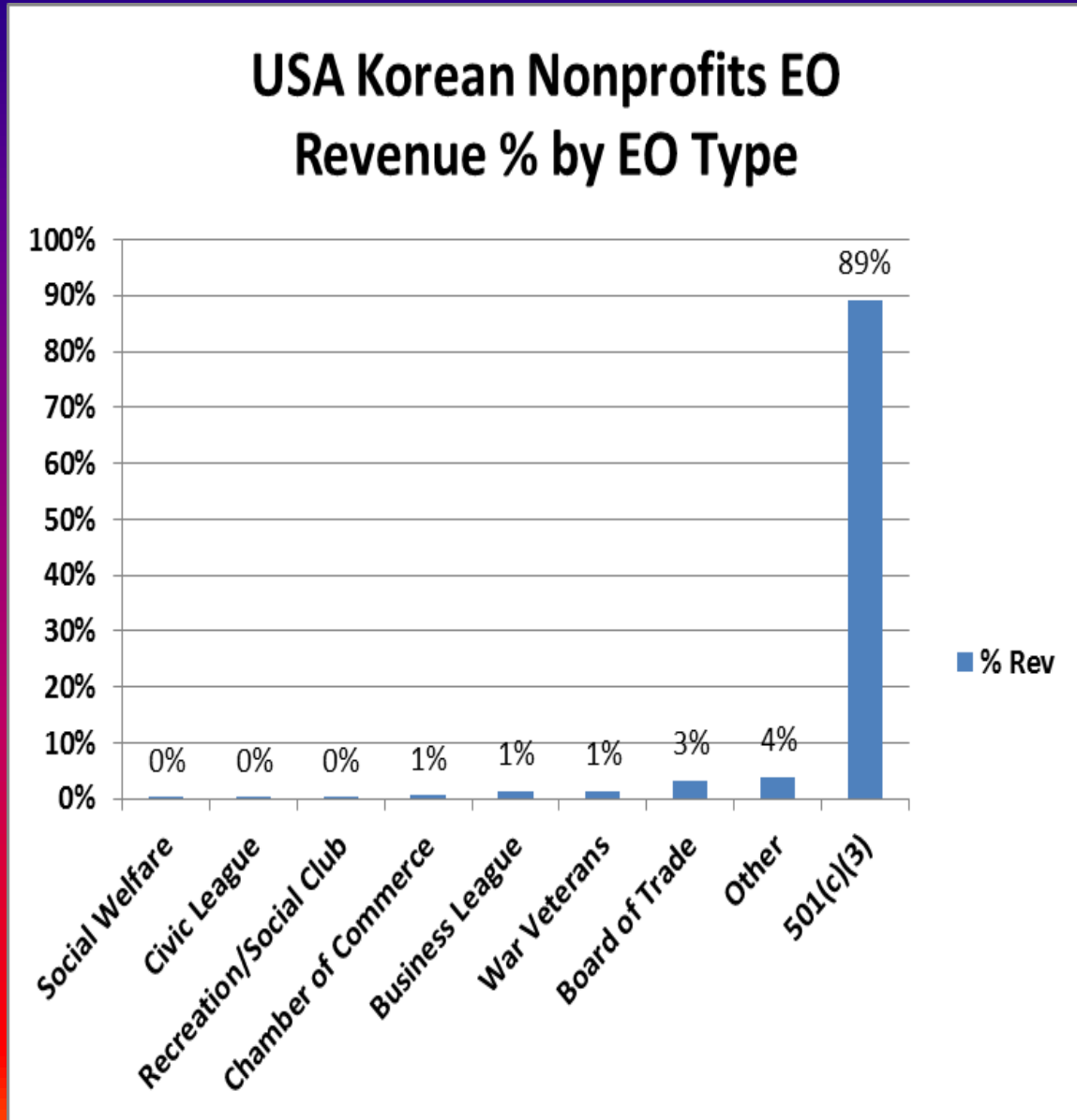
2-6) USA Tax Exempt Korean Nonprofits Income Summary by EO Type as of 12/10/2012

EO Type	Income Amount	% Income
Social Welfare	\$153,315	0%
Recreation/Social Club	\$281,755	0%
Civic League	\$431,171	0%
Chamber of Commerce	\$892,707	1%
Business League	\$2,179,436	1%
War Veterans	\$2,486,270	1%
Board of Trade	\$4,839,057	3%
Other	\$5,719,839	3%
501(c)(3)	\$156,864,143	90%
Total	\$173,847,693	100%



2-7) USA Tax Exempt Korean Nonprofits Revenue Summary by EO Type as of 12/10/2012

EO Type	F990 Rev Amount	% Rev
Social Welfare	\$134,902	0%
Civic League	\$182,471	0%
Recreation/Social Club	\$253,972	0%
Chamber of Commerce	\$857,977	1%
Business League	\$2,084,763	1%
War Veterans	\$2,227,658	1%
Board of Trade	\$4,871,641	3%
Other	\$5,719,839	4%
501(c)(3)	\$134,740,159	89%
Total	\$151,073,382	100%



2-8) USA Tax Exempt Korean Top 12 Nonprofits (Income >2.6M) Income/Revenue/Asset by Top 12 Korean EO as of 12/10/2012

Organization Name	Income Amount	F990 Rev Amount	Asset Amount
KOREAN AMERICAN COMMUNITY SVCS	\$2,641,613	\$2,617,299	\$1,105,170
KOREAN-AMERICAN SENIOR CENTER	\$2,658,238	\$2,658,238	\$981,157
KOREAN-AMERICAN SENIOR MUTUAL ASSO	\$2,662,377	\$2,662,377	\$1,480,289
KOREAN COMMUNITY SERVICES INC	\$2,813,722	\$2,813,722	\$772,695
KOREAN COMMUNITY SERVICES METRO NY INC	\$3,038,942	\$3,009,062	\$4,439,982
KOREAN HEALTH EDUCATION INFO/RESEARCH CNTR	\$4,211,955	\$4,169,485	\$5,189,114
KOREAN AMERICAN FAMILY SERVICE CENTER INC	\$5,411,448	\$5,389,299	\$1,414,159
KOREAN GOSPEL BROADCASTING NETWORK	\$5,686,440	\$5,686,440	\$11,323,009
KOREA SOCIETY	\$5,843,684	\$4,417,104	\$14,673,098
CATHOLIC MEDICAL COLLEGE OF KOREA ALUMNI	\$8,004,155	\$104,697	\$441,993
CHRISTIAN FRIENDS OF KOREA INC	\$12,536,504	\$12,526,078	\$370,915
KOREAN WOMENS ASSOCIATION	\$21,374,199	\$21,356,454	\$10,948,416
Total	\$76,883,277	\$67,410,255	\$53,139,997

2-9) USA Tax Exempt Korean Nonprofits

EO Summary by Korean EO Area as of 12/10/2012

EO Area	EO	% EO	Asset Amount	% Asset	Income Amount	% Income	F990 Rev Amount	% Rev
Korean Catholic	25	1%	\$2,843,954	1%	\$8,703,575	5%	\$726,995	0%
Korean Alumni	28	1%	\$1,623,638	1%	\$8,681,195	5%	\$763,227	1%
Korean Buddhist	31	1%	\$5,120,881	2%	\$2,025,733	1%	\$495,628	0%
Korean Association	309	12%	\$26,628,765	12%	\$46,069,472	26%	\$35,780,424	24%
Other	554	22%	\$126,462,991	59%	\$90,625,254	52%	\$95,730,303	63%
Korean Church	1,588	63%	\$51,009,356	24%	\$17,742,464	10%	\$17,576,805	12%
Total	2,535	100%	\$213,689,585	100%	\$173,847,693	100%	\$151,073,382	100%

3) Reference Abbreviations

EO = Exempt Organization (IRS Tax)

Class Code = Exempt Organization Classification

Subsection Code = Subsection 501(c) of the Internal Revenue Code of 1986, which define the category under which an organization may be exempt.

Asset Amount = Asset amount from the most recent Form 990 series return filed by the organization

Income Amount = computer generated amount from the most recent Form 990 series return filed.

F990 Rev Amount = Amount from Form 990, Part 1, Line 12, or Part 1, Line 9, of Form 990EZ.

Ruling Year = Year (YYYY) on a ruling or determination letter recognizing the organization's exempt status.

4) Appendix
USA Tax Exempt Korean
Nonprofits Directory



**Introducing
USA IRS Tax Exempt Korean
Nonprofit Directory**

USA Exempt Korean Nonprofit Directory CD



**Customized analysis report with
current data is available on request**

**Contact: David Yoo
402-212-3548
dcyoo@cox.net**

SOI Tax Stats Data December 10, 2012

USA IRS Exempt Korean Nonprofit Directory Data Fields

USA IRS Exempt Korean Nonprofit Directory contains the following 13 data fields; Sorted by State and EO Name

- 1) Organization Name**
- 2) Contact Name (In Care of Name)**
- 3) Street Address**
- 4) City Name**
- 5) State**
- 6) Zip Code**
- 7) Subsection Code**
- 8) Classification Code**
- 9) EO type**
- 10) Ruling Year**
- 11) Asset Amount**
- 12) F990 Revenue Amount**
- 13) Income Amount**



Ordering
USA IRS Exempt Korean
Nonprofit Directory

Order via dcyoo@cox.net
402-212-3548

National USA Tax Exempt Korean Organization Nonprofit Analysis 12/10/2012



David Yoo, Vapsoft
dcyoo@cox.net