

National USA Tax Exempt Roman Catholic Organization Nonprofit Analysis 12/10/2012



David Yoo, Vapsoft
dcyoo@cox.net

Table of Contents

1) Summary

**2) USA IRS Tax Exempt Roman Catholic Nonprofits
Analysis**

3) Reference Abbreviations

4) Appendix

USA Tax Exempt Roman Catholic Nonprofits Directory

1) Summary

“IRS Exempt Roman Catholic Organization Nonprofits Analysis” was prepared by using IRS SOI Tax Stats - Exempt Organizations Business Master File Extract data posted as of December 10, 2012. Data covers all states, Puerto Rico, and International areas. Baptist Catholic Nonprofits were included in this analysis.

In addition to the analysis report, “IRS Exempt Roman Catholic Nonprofit Directory was attached in the appendix. This directory contains 933 IRS exempt Roman Catholic nonprofits which are sorted by State and organization name for the search purpose.

Vapsoft, Excel, and Powerpoint were used to prepare this report. Vapsoft is an OLAP tool to analyze data online. This Vapsoft-based data analysis application for the IRS Exempt Nonprofits data is available upon request. Contact David Yoo, dcyoo@cox.net



2) USA Tax Exempt Roman Catholic Nonprofits Analysis

2-1) Tax Exempt Roman Catholic Nonprofits

EO Summary by State Part 1 as of 12/10/2012 xx=International

State	EO	% EO	Asset Amount	% Asset	Income Amount	% Income	F990 Rev Amount	% Rev
NM	1	0%		0%		0%		0%
ID	1	0%		0%		0%		0%
GA	1	0%		0%		0%		0%
WV	1	0%	\$0	0%	\$0	0%	\$0	0%
MT	1	0%		0%		0%		0%
ND	1	0%		0%		0%		0%
DE	1	0%	\$0	0%	\$0	0%	\$0	0%
OK	1	0%		0%		0%		0%
AR	1	0%	\$0	0%	\$0	0%	\$0	0%
SD	1	0%		0%		0%		0%
VA	1	0%		0%		0%		0%
UT	1	0%		0%		0%		0%
RI	2	0%	\$104,579	0%	\$0	0%		0%
OR	2	0%	\$59,637	0%	\$71,176	0%	\$70,355	0%
DC	2	0%		0%		0%		0%
NE	2	0%	\$69,833	0%	\$175,114	0%	\$113,570	0%
NV	2	0%		0%		0%		0%
HI	3	0%		0%		0%		0%
MN	3	0%	\$0	0%	\$0	0%	\$0	0%
TN	3	0%		0%		0%		0%
AL	3	0%		0%		0%		0%
XX	4	0%		0%		0%		0%
KS	4	0%		0%		0%		0%
NH	4	0%	\$0	0%	\$0	0%	\$0	0%

2-2) Tax Exempt Roman Catholic Nonprofits EO Summary by State Part 2 as of 12/10/2012

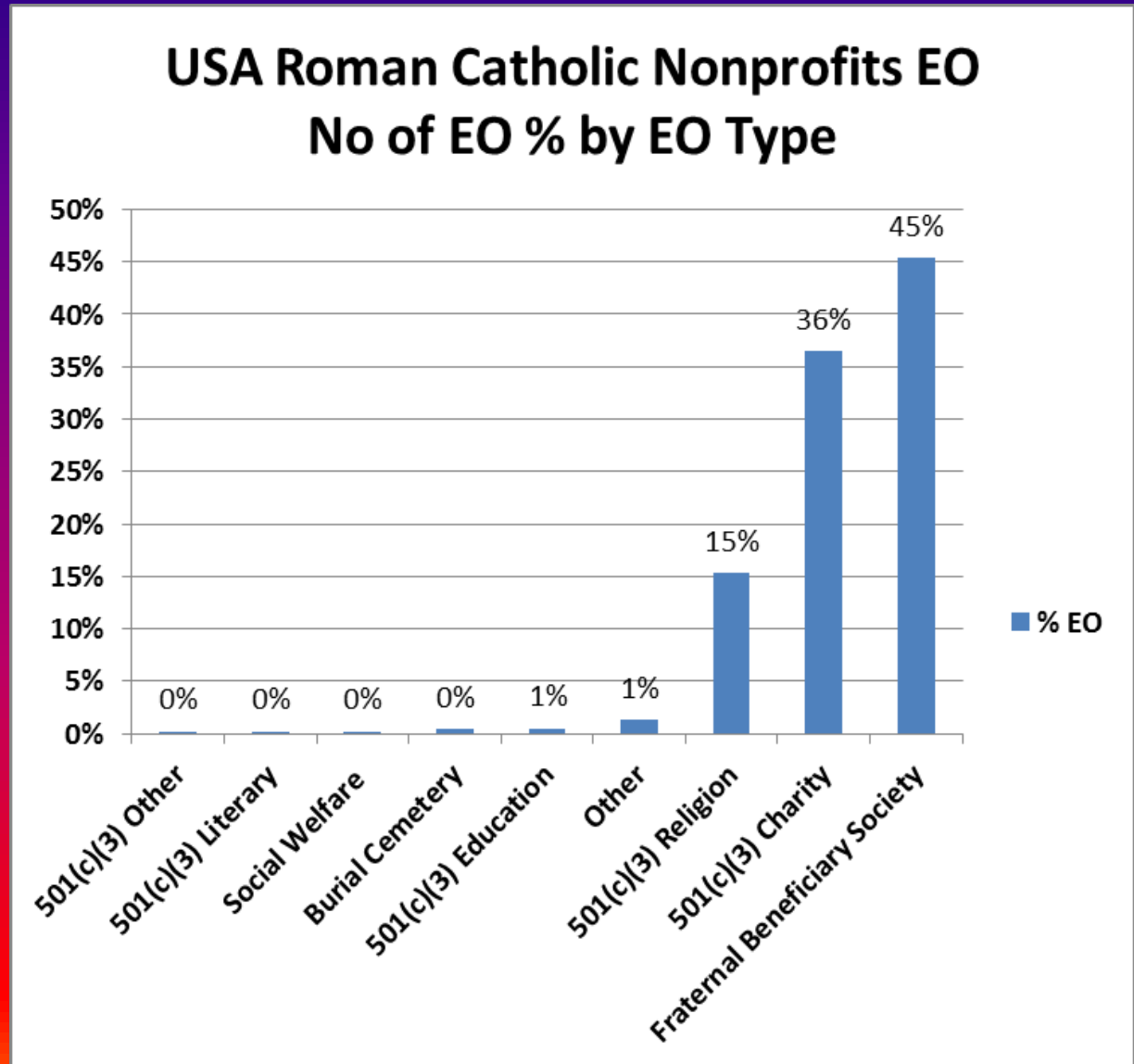
State	EO	% EO	Asset Amount	% Asset	Income Amount	% Income	F990 Rev Amount	% Rev
CO	5	1%	\$97,820,106	26%	\$30,611,898	15%	\$9,464,264	10%
FL	6	1%	\$8,461,028	2%	\$4,228,892	2%	\$2,015,362	2%
NC	6	1%	\$1	0%	\$959	0%	\$0	0%
VT	8	1%	\$0	0%	\$0	0%	\$0	0%
TX	9	1%	\$0	0%	\$0	0%	\$0	0%
ME	11	1%	\$1,261,986	0%	\$588,689	0%	\$78,238	0%
MO	12	1%	\$0	0%	\$0	0%	\$0	0%
WI	13	1%	\$842,246	0%	\$35,813	0%	\$35,813	0%
MD	15	2%		0%		0%		0%
IN	16	2%	\$566,144	0%	\$815,305	0%	\$532,422	1%
CT	16	2%	\$281,656	0%	\$0	0%	\$0	0%
IA	16	2%	\$0	0%	\$0	0%	\$0	0%
KY	16	2%	\$43,643	0%	\$0	0%		0%
NJ	21	2%	\$1,358,065	0%	\$274,315	0%	\$0	0%
LA	25	3%		0%		0%		0%
CA	31	3%	\$1,549,384	0%	\$1,346,883	1%	\$1,208,736	1%
MI	32	3%	\$584,311	0%	\$677,984	0%	\$111,124	0%
OH	33	4%	\$909,066	0%	\$357,768	0%	\$131,205	0%
MA	42	5%	\$6,512,389	2%	\$11,309,177	6%	\$10,859,331	11%
AZ	92	10%		0%		0%		0%
PA	98	11%	\$26,363,139	7%	\$19,193,470	10%	\$4,776,365	5%
NY	120	13%	\$44,682,397	12%	\$50,997,199	25%	\$49,057,273	51%
IL	244	26%	\$184,990,006	49%	\$80,102,632	40%	\$17,012,962	18%
Total	933	100%	\$376,459,616	100%	\$200,787,274	100%	\$95,467,020	100%

2-3) USA Tax Exempt Roman Catholic Nonprofits EO Summary by EO Type as of 12/10/2012

EO Type	EO	% EO	Asset Amount	% Asset	Income Amount	% Income	F990 Rev Amount	% Rev
501(c)(3) Other	2	0%	\$0	0%	\$0	0%	\$0	0%
501(c)(3) Literary	2	0%	\$316,757	0%	\$111,395	0%	\$111,052	0%
Social Welfare	2	0%	\$0	0%	\$0	0%	\$0	0%
Burial Cemetery	4	0%	\$445,173	0%	\$563,219	0%	\$454,569	0%
501(c)(3) Education	5	1%	\$4,379,982	1%	\$637,016	0%	\$637,016	1%
Other	12	1%	\$2,865,142	1%	\$727,795	0%	\$78,238	0%
501(c)(3) Religion	143	15%	\$98,819,868	26%	\$30,808,799	15%	\$9,581,102	10%
501(c)(3) Charity	340	36%	\$84,238,005	22%	\$86,704,164	43%	\$67,340,981	71%
Fraternal Beneficiary Society	423	45%	\$185,394,689	49%	\$81,234,886	40%	\$17,264,062	18%
Total	933	100%	\$376,459,616	100%	\$200,787,274	100%	\$95,467,020	100%

2-4) USA Tax Exempt Roman Catholic Nonprofits No of EO Summary by EO Type as of 12/10/2012

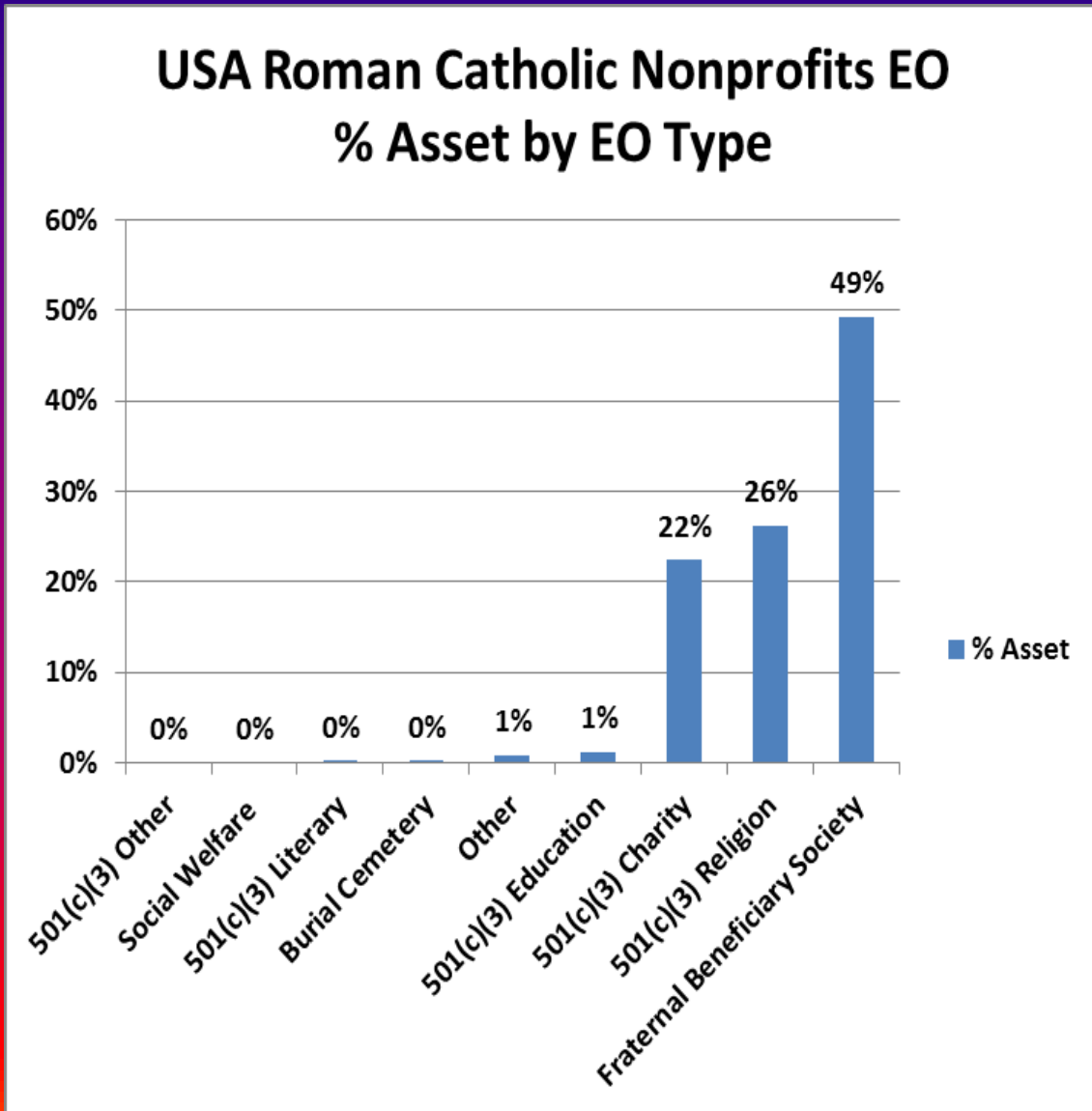
EO Type	EO	% EO
501(c)(3) Other	2	0%
501(c)(3) Literary	2	0%
Social Welfare	2	0%
Burial Cemetery	4	0%
501(c)(3) Education	5	1%
Other	12	1%
501(c)(3) Religion	143	15%
501(c)(3) Charity	340	36%
Fraternal Beneficiary Society	423	45%
Total	933	100%



2-5) USA Tax Exempt Roman Catholic Nonprofits

Asset Summary by EO Type as of 12/10/2012

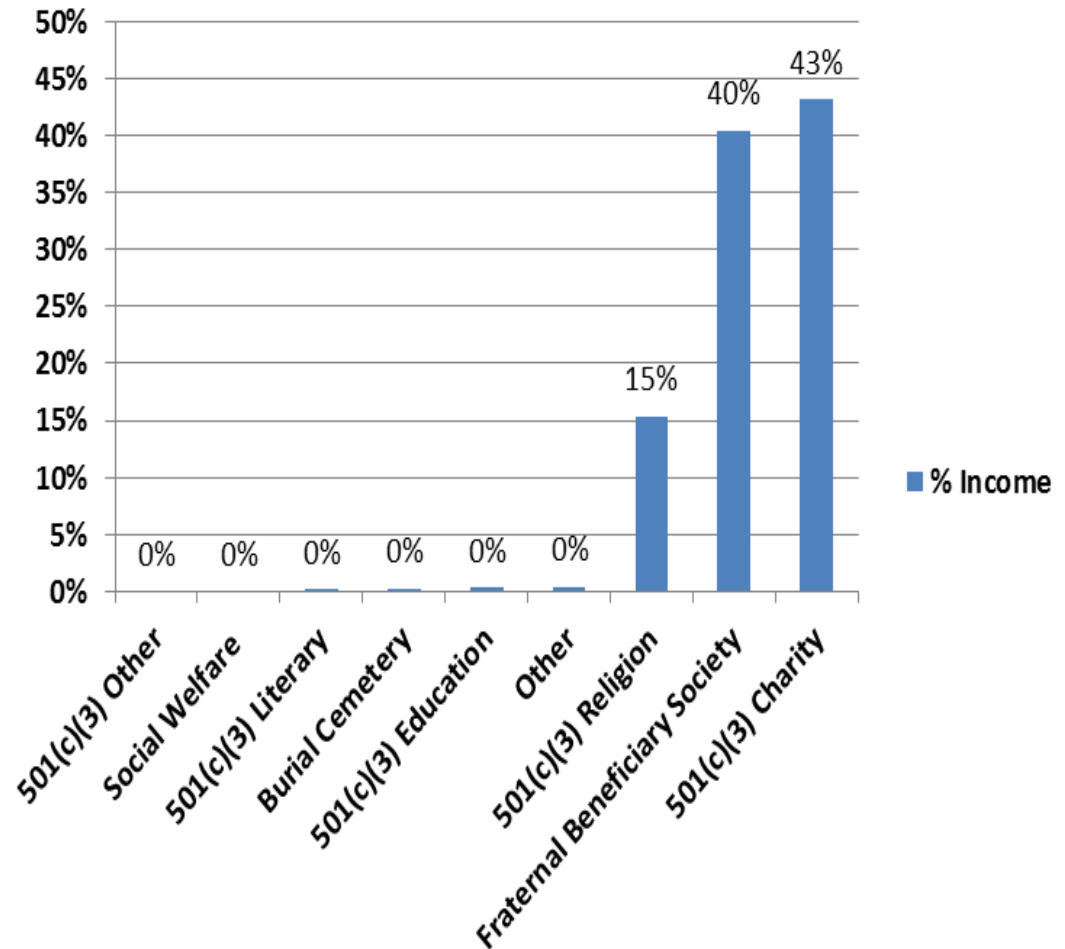
EO Type	Asset Amount	% Asset
501(c)(3) Other	\$0	0%
Social Welfare	\$0	0%
501(c)(3) Literary	\$316,757	0%
Burial Cemetery	\$445,173	0%
Other	\$2,865,142	1%
501(c)(3) Education	\$4,379,982	1%
501(c)(3) Charity	\$84,238,005	22%
501(c)(3) Religion	\$98,819,868	26%
Fraternal		
Beneficiary Society	\$185,394,689	49%
Total	\$376,459,616	100%



2-6) USA Tax Exempt Roman Catholic Nonprofits Income Summary by EO Type as of 12/10/2012

EO Type	Income Amount	% Income
501(c)(3) Other	\$0	0%
Social Welfare	\$0	0%
501(c)(3) Literary	\$111,395	0%
Burial Cemetery	\$563,219	0%
501(c)(3) Education	\$637,016	0%
Other	\$727,795	0%
501(c)(3) Religion	\$30,808,799	15%
Fraternal Beneficiary Society		
Society	\$81,234,886	40%
501(c)(3) Charity	\$86,704,164	43%
Total	\$200,787,274	100%

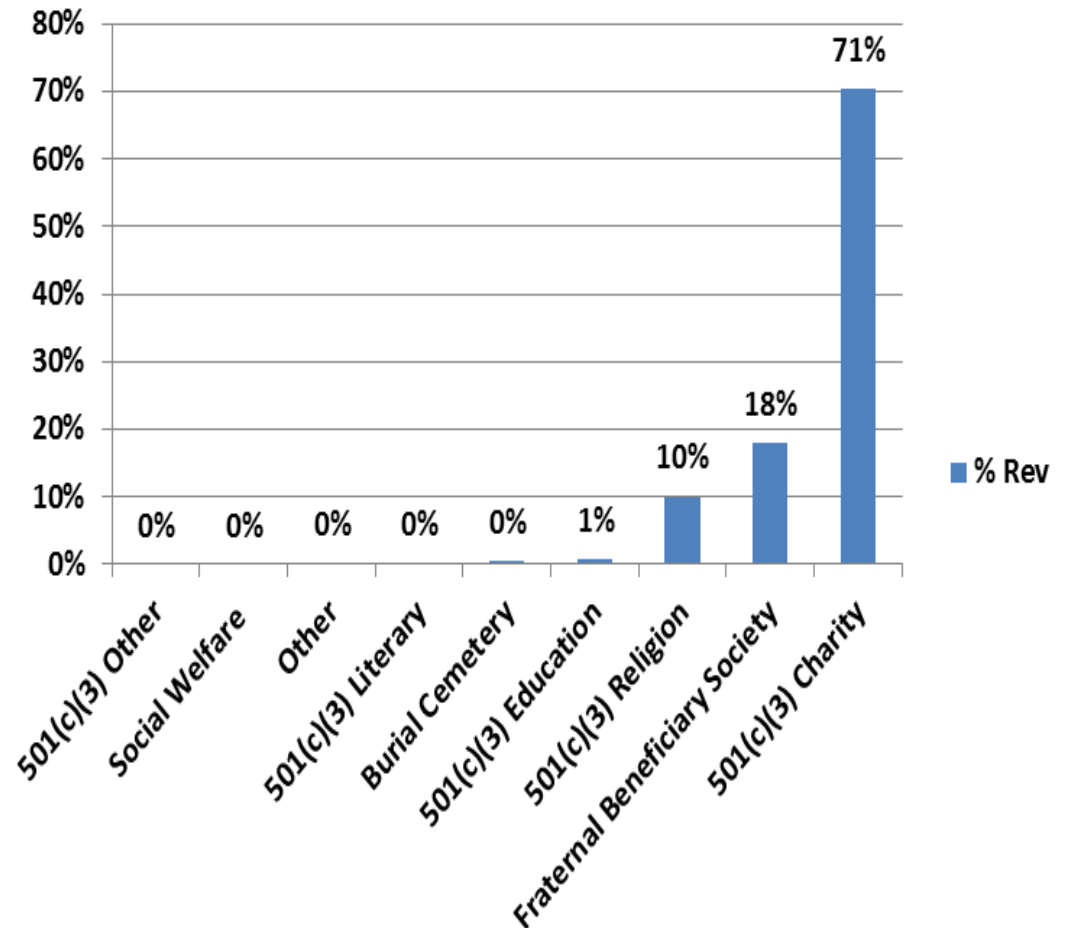
USA Roman Catholic Nonprofits EO % Income by EO Type



2-7) USA Tax Exempt Roman Catholic Nonprofits Revenue Summary by EO Type as of 12/10/2012

EO Type	F990 Rev Amount	% Rev
501(c)(3) Other	\$0	0%
Social Welfare	\$0	0%
Other	\$78,238	0%
501(c)(3) Literary	\$111,052	0%
Burial Cemetery	\$454,569	0%
501(c)(3) Education	\$637,016	1%
501(c)(3) Religion	\$9,581,102	10%
Fraternal Beneficiary Society	\$17,264,062	18%
501(c)(3) Charity	\$67,340,981	71%
Total	\$95,467,020	100%

USA Roman Catholic Nonprofits EO % Revenue by EO Type



2-8) USA Tax Exempt Roman Catholic Top 23 Nonprofits (Income >100M) Income/Revenue/Asset by Top 23 Roman Catholic EO as of 12/10/2012

Organization Name	City	Income Amount	F990 Rev Amount	Asset Amount
LITHUANIAN AMERICAN ROMAN CATHOLIC FED YOUTH CAMP	MANCHESTER	\$111,395	\$111,052	\$316,757
POLISH ROMAN CATHOLIC UNION OF AMERICA	TOLEDO	\$137,823	\$64,720	\$41,587
HARRY CLINCH T-U-A FBO ROMAN CATHOLIC BISHOP	SAN FRANCISCO	\$138,147	\$0	\$135,034
POLISH ROMAN CATHOLIC UNION OF AMERICA	HARRISON CITY	\$140,690	\$82,438	\$167
ST JOSEPHS ROMAN CATHOLIC CHURCH	COLUMBUS	\$153,737	\$22,692	\$650,708
ROMAN CATHOLIC SACRAMENTALS FOUNDATION	OMAHA	\$175,114	\$113,570	\$69,833
POLISH ROMAN CATHOLIC UNION OF AMERICA LA PORTE	LA PORTE	\$252,086	\$77,853	\$120,971
JOSEPH BECKER TR UW FBO ST IGNATIUS LOYOLA ROMAN CATHOLIC	PITTSBURGH	\$253,503	\$0	\$576,848
HAROLD J WINKELSPECHT TRUST FBO STJOSEPHS ROMAN CATHOLIC	TOMS RIVER	\$274,315	\$0	\$589,659
ST BARTHOLOMEWS ROMAN CATHOLIC CHURCH ENDOWMENT	NORWICH	\$544,696	\$0	\$930,512
ST JOSEPH POLISH ROMAN CATHOLIC CEMETERY ASSOC SJ	SOUTH BEND	\$563,219	\$454,569	\$445,173
POLISH ROMAN CATHOLIC UNION OF AMERICA	MUSKEGON	\$566,517	\$0	\$263,029
JOHN E CALLAHAN CHARITABLE TR FBO ROMAN CATHOLIC BIS	LEWISTON	\$588,689	\$78,238	\$1,261,986
FOUNDATION-ROMAN CATHOLIC DIOCESE OF OGDENSBURG	OGDENSBURG	\$637,016	\$637,016	\$4,379,982
ST PAULS ROMAN CATHOLIC CHURCH ENDOWMENT FUND	NORWICH	\$846,424	\$0	\$1,083,847
ROMAN CATHOLIC COMMUNICATIONS CORPORATION OF SF	MENLO PARK	\$1,208,736	\$1,208,736	\$1,256,911
ROMAN CATHOLIC ARCHDIOCESE OF NASSAU INC	CORAL GABLES	\$4,228,892	\$2,015,362	\$8,461,028
ALUMNI ASSOC-ROMAN CATHOLIC HIGH SCHOOL OF PHILA	PHILADELPHIA	\$8,711,252	\$2,533,754	\$7,713,188
FOUNDATION FOR THE ROMAN CATHOLIC	ALTOONA	\$10,088,025	\$2,160,173	\$18,072,936
ROMAN CATHOLIC BISHOP FALL RIVER ST VINCENTS HOME	FALL RIVER	\$11,309,177	\$10,859,331	\$6,512,389
CATHOLIC FOUNDATION ROMAN CATHOLIC CHURCH NORTHERN	DENVER	\$30,611,898	\$9,464,264	\$97,820,106
CATHOLIC CHARITIES ROMAN CATHOLIC DIOCESE OF SYRACUSE	SYRACUSE	\$48,891,941	\$48,420,257	\$29,165,680
POLISH ROMAN CATHOLIC UNION OF AMERICA	CHICAGO	\$80,084,280	\$17,005,856	\$184,932,631
	Total	\$200,517,572	\$95,309,881	\$364,800,962

3) Reference Abbreviations

EO = Exempt Organization (IRS Tax)

Class Code = Exempt Organization Classification

Subsection Code = Subsection 501(c) of the Internal Revenue Code of 1986, which define the category under which an organization may be exempt.

Asset Amount = Asset amount from the most recent Form 990 series return filed by the organization

Income Amount = computer generated amount from the most recent Form 990 series return filed.

F990 Rev Amount = Amount from Form 990, Part 1, Line 12, or Part 1, Line 9, of Form 990EZ.

Ruling Year = Year (YYYY) on a ruling or determination letter recognizing the organization's exempt status.



4) Appendix

USA Tax Exempt Roman Catholic Nonprofits Directory



**Introducing
USA IRS Tax Exempt Roman
Catholic Nonprofit Directory**

USA Exempt Roman Catholic Nonprofit Directory CD



**Customized analysis report with
current data is available on request**

**Contact: David Yoo
402-212-3548
dcyoo@cox.net**

SOI Tax Stats Data December 10, 2012

USA IRS Exempt Roman Catholic Nonprofit Directory Data Fields

**USA IRS Exempt Roman Catholic Nonprofit Directory contains the following
13 data fields; Sorted by State and EO Name**

- 1) Organization Name**
- 2) Contact Name (In Care of Name)**
- 3) Street Address**
- 4) City Name**
- 5) State**
- 6) Zip Code**
- 7) Subsection Code**
- 8) Classification Code**
- 9) EO type**
- 10) Ruling Year**
- 11) Asset Amount**
- 12) Income Amount**
- 13) F990 Revenue Amount**



Ordering USA IRS Exempt Roman Catholic Nonprofit Directory

Order via dcyoo@cox.net
402-212-3548

National USA Tax Exempt Roman Catholic Organization Nonprofit Analysis 12/10/2012



David Yoo, Vapsoft
dcyoo@cox.net