

National USA Tax Exempt Vietnam-Related Organization Nonprofit Analysis 12/10/2012



David Yoo, Vapsoft
dcyoo@cox.net

Table of Contents

1) Summary

**2) USA IRS Tax Exempt Vietnam-Related Nonprofits
Analysis**

3) Reference Abbreviations

4) Appendix

USA Tax Exempt Vietnam-Related Nonprofits Directory

1) Summary

“IRS Exempt Vietnam-Related Organization Nonprofits Analysis” was prepared by using IRS SOI Tax Stats - Exempt Organizations Business Master File Extract data posted as of December 10, 2012. Data covers all states, Puerto Rico, and International areas.

In addition to the analysis report, “IRS Exempt Vietnam-Related Nonprofit Directory was attached in the appendix. This directory contains 1,480 IRS exempt Vietnam-Related nonprofits which are sorted by State and organization name for the search purpose.

Vapsoft, Excel, and Powerpoint were used to prepare this report. Vapsoft is an OLAP tool to analyze data online. This Vapsoft-based data analysis application for the IRS Exempt Nonprofits data is available upon request. Contact David Yoo, dcyoo@cox.net



2) USA Tax Exempt Vietnam-Related Nonprofits Analysis

2-1) Tax Exempt Vietnam-Related Nonprofits

EO Summary by State Part 1 as of 12/10/2012 xx=International

State	EO	% EO	Asset Amount	% Asset	Income Amount	% Income	F990 Rev Amount	% Rev
WY	2	0%	\$0	0%	\$0	0%	\$0	0%
DE	4	0%	\$194,473	0%	\$109,853	0%	\$86,432	0%
AK	5	0%	\$4,387	0%	\$36,484	0%	\$6,635	0%
ND	5	0%	\$0	0%	\$0	0%	\$0	0%
SD	5	0%	\$0	0%	\$0	0%	\$0	0%
NH	5	0%	\$46,578	0%	\$26,369	0%	\$26,369	0%
XX	6	0%	\$5,426	0%	\$2,063	0%	\$0	0%
ME	6	0%	\$0	0%	\$0	0%	\$0	0%
MT	8	1%	\$45,930	0%	\$15	0%	\$15	0%
ID	8	1%	\$1	0%	\$40,595	0%	\$40,595	0%
MS	8	1%	\$0	0%	\$0	0%	\$0	0%
UT	8	1%	\$4,835	0%	\$48,686	0%	\$46,791	0%
RI	9	1%	\$428,609	0%	\$572,760	0%	\$572,760	1%
VT	9	1%	\$47,629	0%	\$5,617	0%	\$5,617	0%
HI	9	1%	\$539,791	0%	\$145,502	0%	\$145,501	0%
AR	9	1%	\$399,046	0%	\$131,566	0%	\$131,566	0%
DC	10	1%	\$30,463,547	14%	\$16,681,487	10%	\$8,895,134	9%
NE	10	1%	\$0	0%	\$25,725	0%	\$25,725	0%
NM	11	1%	\$14,995	0%	\$87,028	0%	\$87,028	0%
CO	11	1%	\$1,777	0%	\$54,130	0%	\$54,130	0%
CT	12	1%	\$26,032	0%	\$41,262	0%	\$12,653	0%
NV	13	1%	\$12,120,106	6%	\$1,398,670	1%	\$143,402	0%
KS	14	1%	\$97,469	0%	\$500,480	0%	\$251,780	0%
IN	15	1%	\$1,150,827	1%	\$373,720	0%	\$372,012	0%
KY	16	1%	\$2,804,062	1%	\$282,951	0%	\$282,951	0%
IA	17	1%	\$0	0%	\$0	0%	\$0	0%

2-2) Tax Exempt Vietnam-Related Nonprofits EO Summary by State Part 2 as of 12/10/2012

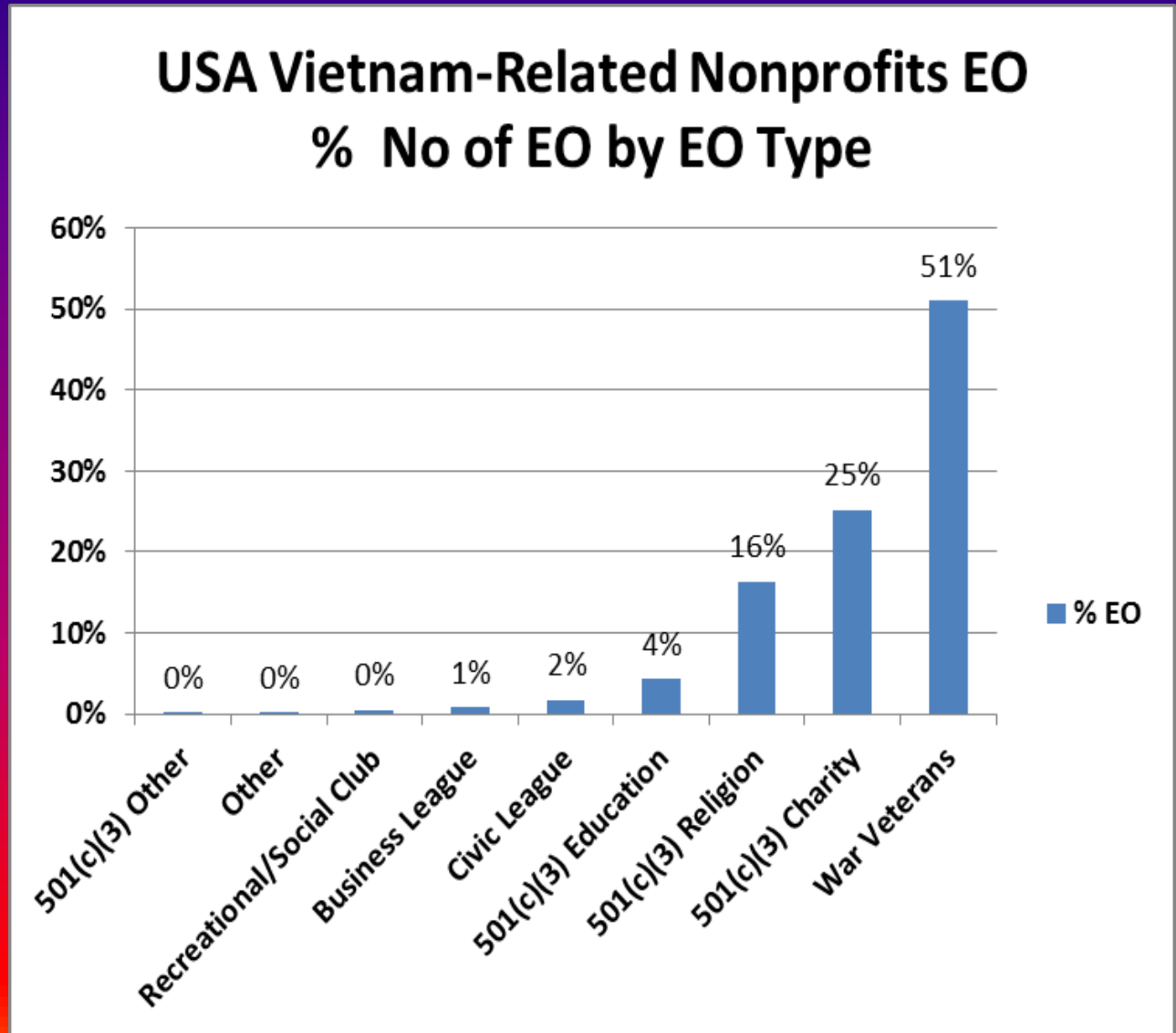
State	EO	% EO	Asset Amount	% Asset	Income Amount	% Income	F990 Rev Amount	% Rev
WV	18	1%	\$252,399	0%	\$245,254	0%	\$174,180	0%
OK	18	1%	\$297,188	0%	\$4,997,624	3%	\$396,044	0%
AL	18	1%	\$343,168	0%	\$147,888	0%	\$52,705	0%
SC	19	1%	\$48,984	0%	\$11,689	0%	\$11,585	0%
AZ	20	1%	\$431,564	0%	\$325,829	0%	\$61,488	0%
MD	24	2%	\$15,295,361	7%	\$38,253,619	24%	\$7,653,722	8%
MO	26	2%	\$956,644	0%	\$1,376,988	1%	\$493,503	1%
MN	28	2%	\$4,037,922	2%	\$4,472,189	3%	\$4,015,360	4%
OR	28	2%	\$531,104	0%	\$364,911	0%	\$281,139	0%
TN	32	2%	\$541,701	0%	\$275,505	0%	\$210,206	0%
LA	33	2%	\$6,219,451	3%	\$2,901,969	2%	\$2,866,430	3%
WA	34	2%	\$3,254,207	2%	\$2,441,115	2%	\$2,379,665	2%
WI	34	2%	\$2,229,544	1%	\$716,124	0%	\$555,484	1%
IL	34	2%	\$8,863,382	4%	\$6,428,754	4%	\$5,837,517	6%
NJ	34	2%	\$1,439,570	1%	\$1,126,374	1%	\$975,372	1%
MA	37	3%	\$19,408,493	9%	\$10,722,907	7%	\$10,117,230	10%
GA	38	3%	\$987,655	0%	\$1,224,485	1%	\$1,197,823	1%
NC	43	3%	\$2,819,850	1%	\$1,369,752	1%	\$1,015,531	1%
MI	43	3%	\$1,901,224	1%	\$1,777,481	1%	\$1,562,337	2%
FL	55	4%	\$1,404,557	1%	\$1,048,819	1%	\$1,030,581	1%
NY	58	4%	\$2,357,552	1%	\$2,084,072	1%	\$1,820,775	2%
OH	61	4%	\$2,533,434	1%	\$2,708,532	2%	\$2,458,885	3%
VA	63	4%	\$2,276,935	1%	\$2,812,070	2%	\$2,616,109	3%
PA	67	5%	\$2,430,626	1%	\$3,916,038	2%	\$2,959,284	3%
TX	112	8%	\$13,568,075	6%	\$4,616,444	3%	\$3,763,723	4%
CA	268	18%	\$73,700,606	34%	\$42,367,686	27%	\$31,583,619	32%
Total	1,480	100%	\$216,526,716	100%	\$159,299,081	100%	\$97,277,393	100%

2-3) USA Tax Exempt Vietnam-Related Nonprofits EO Summary by EO Type as of 12/10/2012

EO Type	EO	% EO	Asset Amount	% Asset	Income Amount	% Income	F990 Rev Amount	% Rev
501(c)(3) Other	2	0%	\$555,306	0%	\$816,068	1%	\$783,213	1%
Other	2	0%	\$3,556,887	2%	\$1,062,731	1%	\$1,062,731	1%
Recreational/Social Club	7	0%	\$569,238	0%	\$373,476	0%	\$237,684	0%
Business League	12	1%	\$4,651,410	2%	\$422,145	0%	\$422,145	0%
Civic League	25	2%	\$676,993	0%	\$429,879	0%	\$181,179	0%
501(c)(3) Education	64	4%	\$4,252,627	2%	\$3,817,305	2%	\$3,644,984	4%
501(c)(3) Religion	241	16%	\$29,167,199	13%	\$7,200,722	5%	\$6,672,644	7%
501(c)(3) Charity	373	25%	\$143,162,435	66%	\$82,205,316	52%	\$61,763,350	63%
War Veterans	754	51%	\$29,934,621	14%	\$62,971,439	40%	\$22,509,463	23%
Total	1,480	100%	\$216,526,716	100%	\$159,299,081	100%	\$97,277,393	100%

2-4) USA Tax Exempt Vietnam-Related Nonprofits No of EO Summary by EO Type as of 12/10/2012

EO Type	EO	% EO
501(c)(3) Other	2	0%
Other	2	0%
Recreational/Social Club	7	0%
Business League	12	1%
Civic League	25	2%
501(c)(3) Education	64	4%
501(c)(3) Religion	241	16%
501(c)(3) Charity	373	25%
War Veterans	754	51%
Total	1,480	100%

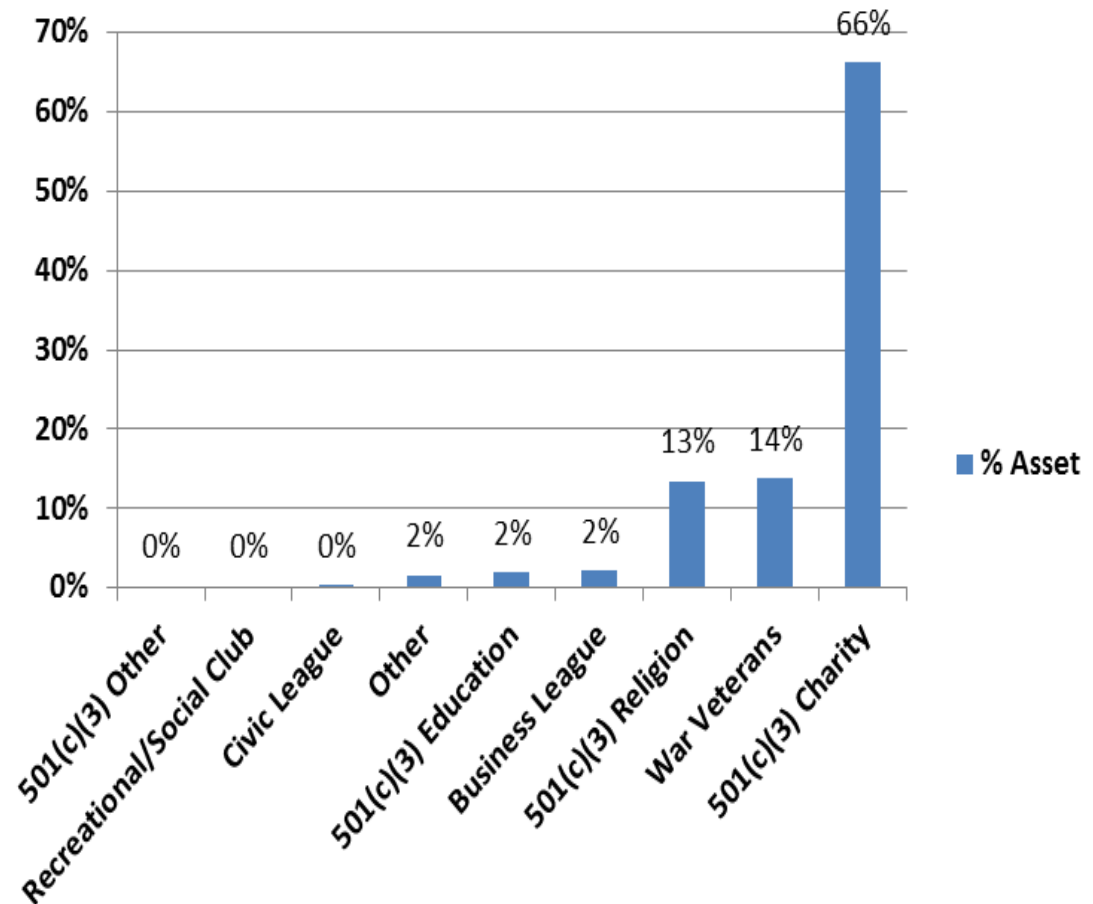


2-5) USA Tax Exempt Vietnam-Related Nonprofits

Asset Summary by EO Type as of 12/10/2012

EO Type	Asset Amount	% Asset
501(c)(3) Other	\$555,306	0%
Recreational/Social Club	\$569,238	0%
Civic League	\$676,993	0%
Other	\$3,556,887	2%
501(c)(3) Education	\$4,252,627	2%
Business League	\$4,651,410	2%
501(c)(3) Religion	\$29,167,199	13%
War Veterans	\$29,934,621	14%
501(c)(3) Charity	\$143,162,435	66%
Total	\$216,526,716	100%

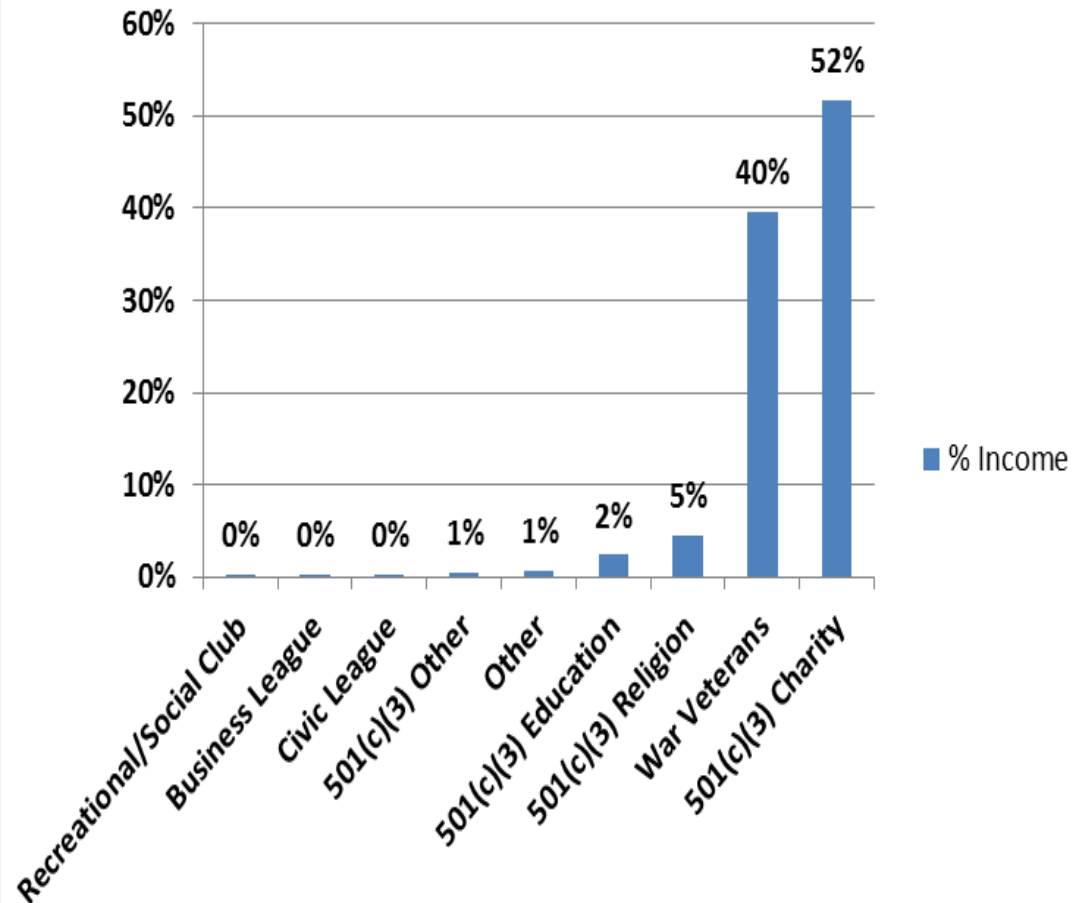
USA Vietnam-Related Nonprofits EO % Asset by EO Type



2-6) USA Tax Exempt Vietnam-Related Nonprofits Income Summary by EO Type as of 12/10/2012

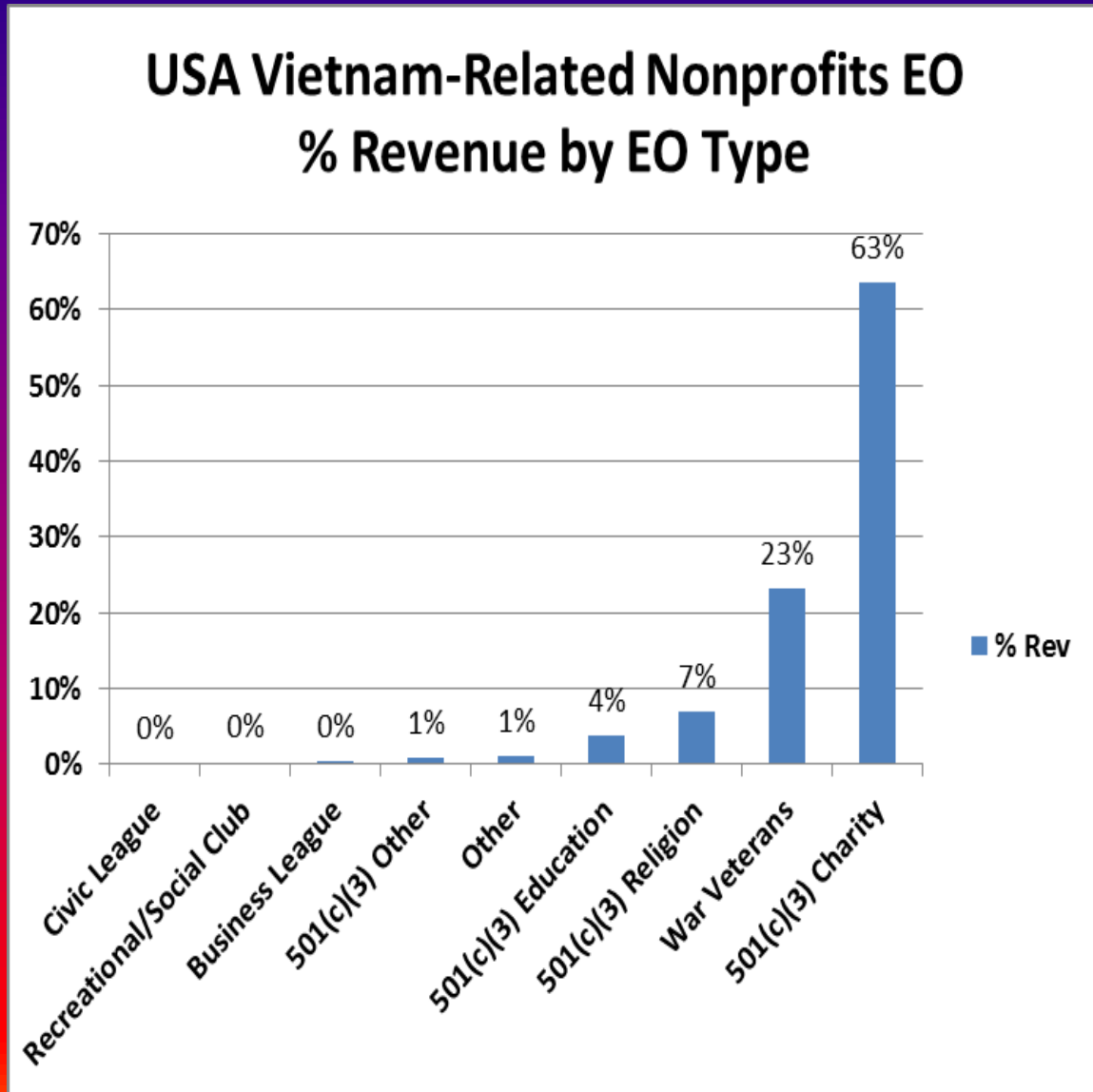
EO Type	Income Amount	% Income
Recreational/Social Club	\$373,476	0%
Business League	\$422,145	0%
Civic League	\$429,879	0%
501(c)(3) Other	\$816,068	1%
Other	\$1,062,731	1%
501(c)(3) Education	\$3,817,305	2%
501(c)(3) Religion	\$7,200,722	5%
War Veterans	\$62,971,439	40%
501(c)(3) Charity	\$82,205,316	52%
Total	\$159,299,081	100%

USA Vietnam-Related Nonprofits EO % Income by EO Type



2-7) USA Tax Exempt Vietnam-Related Nonprofits Revenue Summary by EO Type as of 12/10/2012

EO Type	F990 Rev Amount	% Rev
Civic League	\$181,179	0%
Recreational/Social Club	\$237,684	0%
Business League	\$422,145	0%
501(c)(3) Other	\$783,213	1%
Other	\$1,062,731	1%
501(c)(3) Education	\$3,644,984	4%
501(c)(3) Religion	\$6,672,644	7%
War Veterans	\$22,509,463	23%
501(c)(3) Charity	\$61,763,350	63%
Total	\$97,277,393	100%



2-8) USA Tax Exempt Vietnam-Related Top 21 Nonprofits (Income >\$1M) Income/Revenue/Asset by Top 21 Vietnam-Related EO as of 12/10/2012

Vietnam-Related Organization Name	City	Income Amount	F990 Rev Amount	Asset Amount
VIETNAM VETERANS OF AMERICA INC	KANSAS CITY	\$1,005,818	\$157,882	\$75,307
VIETNAM VETERANS OF AMERICA INC	SWANSEA	\$1,036,178	\$1,036,178	\$91,623
VIETNAMESE MUTUAL ASSISTANCE FUND	SAN JOSE	\$1,061,856	\$1,061,856	\$3,551,405
VIETNAMESE AMERICAN SCHOLARSHIP FUND	LAS VEGAS	\$1,244,397	\$0	\$10,558,765
VIETNAM VETERANS OF AMERICA INC	CENTRALIA	\$1,593,741	\$1,613,819	\$682,486
VIETNAMESE SOCIAL SERVICES OF MINNESOTA	ST PAUL	\$1,710,124	\$1,684,433	\$1,616,900
VIETNAM VETRANS OF AMERICA INC	ALTUS	\$1,843,144	\$44,691	\$75,078
VIETNAMESE AMERICAN INITIATIVE DEVELOPMENT	DORCHESTER	\$1,922,431	\$1,922,431	\$4,399,544
AMERICAN VETERANS OF WORLD WAR II KOREA /VIETNAM	COLUMBUS	\$1,969,651	\$1,730,731	\$1,421,843
VIETNAMESE ASSN OF ILLINOIS	CHICAGO	\$2,029,152	\$1,929,341	\$4,120,201
VIETNAMESE INITIATIVES IN ECONOMIC TRAINING	NEW ORLEANS	\$2,042,258	\$2,042,258	\$413,022
VETERANS OF THE VIETNAM WAR INC	PITTSTON	\$2,213,510	\$2,213,452	\$1,110,630
VIETNAM VETERANS OF AMERICA INC	LAWTON	\$2,860,395	\$57,288	\$90,901
VIETNAMESE COMMUNITY OF ORANGE COUNTY	SANTA ANA	\$2,990,271	\$2,966,712	\$4,043,691
NATIONAL VIETNAM VETERANS FOUNDATION	SAN DIMAS	\$4,029,007	\$4,029,007	\$37,117
VIETNAM VETERANS OF CALIFORNIA INC	SANTA ROSA	\$5,191,879	\$5,191,879	\$5,899,511
VIETNAM VETERANS WORKSHOP INC	BOSTON	\$7,777,890	\$7,172,213	\$14,942,994
VIETNAM VETERANS OF SAN DIEGO	SAN DIEGO	\$8,345,007	\$8,321,676	\$32,315,761
REACH VIETNAM	OAKLAND	\$9,532,093	\$90,558	\$3,500,100
VIETNAM VETERANS MEMORIAL FUND INC	WASHINGTON	\$16,324,917	\$8,538,564	\$29,962,849
VIETNAM VETERANS OF AMERICA INC	SILVER SPRING	\$36,885,756	\$7,144,344	\$12,203,689
	Total	\$113,609,475	\$58,949,313	\$131,113,417

3) Reference Abbreviations

EO = Exempt Organization (IRS Tax)

Class Code = Exempt Organization Classification

Subsection Code = Subsection 501(c) of the Internal Revenue Code of 1986, which define the category under which an organization may be exempt.

Asset Amount = Asset amount from the most recent Form 990 series return filed by the organization

Income Amount = computer generated amount from the most recent Form 990 series return filed.

F990 Rev Amount = Amount from Form 990, Part 1, Line 12, or Part 1, Line 9, of Form 990EZ.

Ruling Year = Year (YYYY) on a ruling or determination letter recognizing the organization's exempt status.



4) Appendix

USA Tax Exempt Vietnam- Related Nonprofits Directory



**Introducing
USA IRS Tax Exempt Vietnam-
Related Nonprofit Directory**

USA Exempt Vietnam-Related Nonprofit Directory CD



Customized analysis report with current data is available on request

**Contact: David Yoo
402-212-3548
dcyoo@cox.net**

SOI Tax Stats Data December 10, 2012

USA IRS Exempt Vietnam-Related Nonprofit Directory Data Fields

**USA IRS Exempt Vietnam-Related Nonprofit Directory contains the following
13 data fields; Sorted by State and EO Name**

- 1) Organization Name**
- 2) Contact Name (In Care of Name)**
- 3) Street Address**
- 4) City Name**
- 5) State**
- 6) Zip Code**
- 7) Subsection Code**
- 8) Classification Code**
- 9) EO type**
- 10) Ruling Year**
- 11) Asset Amount**
- 12) Income Amount**
- 13) F990 Revenue Amount**



**Ordering
USA IRS Exempt Vietnam-
Related Nonprofit Directory**

**Order via dcyoo@cox.net
402-212-3548**

National USA Tax Exempt Vietnam-Related Organization Nonprofit Analysis 12/10/2012



David Yoo, Vapsoft
dcyoo@cox.net

The End of Presentation